

# Schooling and Labor Market Consequences of School Construction in Indonesia: Evidence from an Unusual Policy Experiment

By ESTHER DUFLO\*

*Between 1973 and 1978, the Indonesian government engaged in one of the largest school construction programs on record. Combining differences across regions in the number of schools constructed with differences across cohorts induced by the timing of the program suggests that each primary school constructed per 1,000 children led to an average increase of 0.12 to 0.19 years of education, as well as a 1.5 to 2.7 percent increase in wages. This implies estimates of economic returns to education ranging from 6.8 to 10.6 percent. (JEL I2, J31, O15, O22)*

The questions of whether investments in infrastructure can cause an increase in educational attainment, and whether an increase in educational attainment causes an increase in earnings are basic concerns for development economists. A large body of literature investigates the impact of schooling infrastructure on schooling, as well as the returns to education in developing countries [see George Psacharopoulos (1994) and John Strauss and Duncan Thomas (1995) for surveys]. Estimated returns to education are, in general, larger in developing countries than in industrialized countries. However, most of the existing studies are based on simple correlations between years of education and wages. Family and community background are important determinants of both schooling and labor market outcomes in developing countries, and the bias in

estimates that treat an individual's education level as exogenous could be important.

This paper exploits a dramatic change in policy to evaluate the effect building schools has on education and earnings in Indonesia, a country where the GDP per capita in 1995 was only \$720, 3.5 percent that of the United States. In 1973, the Indonesian government launched a major school construction program, the Sekolah Dasar INPRES program. Between 1973–1974 and 1978–1979, more than 61,000 primary schools were constructed—an average of two schools per 1,000 children aged 5 to 14 in 1971. Enrollment rates among children aged 7 to 12 increased from 69 percent in 1973 to 83 percent by 1978. This was in contrast to the absence of capital expenditure and a decline in enrollment in the early 1970's.

Using a large cross section of men born between 1950 and 1972 from the 1995 intercensal survey of Indonesia (SUPAS), I linked an adult's education and wages with district-level data on the number of new schools built between 1973–1974 and 1978–1979 in his region of birth. The exposure of an individual to the program was determined both by the number of schools built in his region of birth and by his age when the program was launched. After controlling for region of birth and cohort of birth effects, interactions between dummy variables indicating the age of the individual in 1974 and the intensity of the program in his region of birth are plausibly exogenous variables, and are used as instruments in the wage equation. Similar strategies were used to estimate the effect of

\* Department of Economics, Massachusetts Institute of Technology, 50 Memorial Drive, Cambridge, MA 02142. Financial support from the Fondation Thiers and the Alfred P. Sloan Dissertation Fellowship is gratefully acknowledged. I also thank the World Bank for partially funding this research, the Central Bureau of Statistics of Indonesia, the Bappenas and the Ministry of Education and Culture for data, and the staff of the HIID office in Jakarta (in particular Joe Stern and Peter Rosner) for their help and hospitality. I am grateful to Joshua Angrist, Abhijit Banerjee, Michael Kremer, and Jonathan Morduch for their advice and support throughout this research, and to Daron Acemoglu, David Card, Anne Case, Aimee Chin, Angus Deaton, Guido Imbens, Emmanuel Saez, various seminar participants, and two referees for helpful comments. I bear sole responsibility for the content of this paper, which is not meant to reflect the views of the World Bank or any government agency.

school quality on returns to education (David Card and Alan Krueger, 1992), and the effect of college education on earnings (Card and Thomas Lemieux, 1998).

The estimates suggest that each new school constructed per 1,000 children was associated with an increase of 0.12 to 0.19 in years of education and 1.5 to 2.7 percent in earnings for the first cohort fully exposed to the program. This implies estimates of economic returns to education ranging from 6.8 to 10.6 percent.

The remainder of this paper is organized as follows. In Section I, I describe the data, the INPRES program, and an overview of the identification strategy. In Section II, I present the estimated impact of the program on education. Section III is devoted to the estimation of the effect of the program on wages, and Section IV to the estimate of economic returns to education. Section V combines the estimates of the program effect on wages with detailed data on the cost of education in Indonesia in a tentative cost-benefit analysis of the program. Section VI concludes.

## I. The Program

### A. Data

The data used in this paper come from the 1995 intercensal survey of Indonesia (SUPAS). I focus on men born between 1950 and 1972. Summary statistics for this sample are presented in Table 1, panel A. There are 152,989 individuals in the sample, with an average level of 7.98 years of completed education (6 years of education correspond to graduation from primary school). There are 60,633 individuals who work for a wage (sample selection issues are examined in Section IV).

Using information on the district of birth of each individual, I matched the individual survey data with district-level census data and the number of schools scheduled to be constructed in each district under the INPRES program.<sup>1</sup>

<sup>1</sup> According to a survey of the implementation of the program conducted by the Ministry of Education and Culture in 1983, the actual number of schools constructed closely corresponded to the plans.

TABLE 1—DESCRIPTIVE STATISTICS

	Mean
<i>Panel A: Individual Level Means</i>	
Education (whole sample $N = 152,989$ )	7.98
Education (sample with valid wage data $N = 60,663$ )	9.00
INPRES schools built per 1,000 children	1.98
INPRES schools built per 1,000 children (sample with valid wage data)	1.89
INPRES schools built per 1,000 children (High program regions)	2.44
INPRES schools built per 1,000 children (Low program regions)	1.54
Log(hourly wage)	6.87
Monthly earnings (SUPAS 1995), thousands Rupiah	13
Monthly earnings (SUSENAS 1993) of wage earners, thousands Rupiah	205
Monthly earnings (SUSENAS 1993) of self-employed individuals, thousands Rupiah	152
<i>Panel B: District Level Means (<math>N = 293</math>)</i>	
INPRES schools constructed (1973–1974 to 1978–1979)	222
INPRES schools constructed per 1000 children (1973–1974 to 1978–1979)	2.34
Number of teachers in 1973–1974	1,530
Number of teachers in 1978–1979	2,082
Number of schools in 1973–1974	219
Fraction of the population attending school in 1971 (Census)	0.174
Enrollment rate in primary school in 1973 (Ministry of Education and Culture)	0.68
<i>Panel C: Indonesian Family Life Survey, Individuals Born Between 1950 and 1972 (all numbers are in percentages)</i>	
Proportion of individuals having migrated between birth and age 12	8.5
Proportion of people having repeated at least one grade in primary school	20.0
Proportion of people completing more than primary having repeated at least one grade in primary school	6.0
Proportion of individuals having attended primary school after age 12 (estimated)	15.8
Proportion of individuals having attended primary school after age 13 (estimated)	6.8
Proportion of individuals born 1950–1961, completing primary or less, who left school after 1974	2.8
Proportion of individuals born 1962–1966, completing primary or less, who left school after 1974	24.5

Sources: IFLS, SUPAS, SUSENAS, INPRES instruction, Census (1971), Ministry of Education and Culture.

District-level descriptive statistics are presented in Table 1, panel B.

### B. *The Sekolah Dasar INPRES Program*

Starting in 1973, the Indonesian government emphasized the need for “equity” across provinces. Oil revenues were mobilized to finance centrally administered development programs, the “presidential instructions” (INPRES). The Sekolah Dasar INPRES was one of the first INPRES programs and by far the largest at the time it was launched (in 1973–1974). As a result of the oil boom, real expenditures on regional development more than doubled between 1973 and 1980, and the Sekolah Dasar INPRES program became extremely important. Between 1973–1974 and 1978–1979, 61,807 new schools were constructed (Table 1, panel B), at a cost of over 500 million 1990 U.S. dollars (1.5 percent of the Indonesian GDP in 1973). This represented more than one school per 500 children aged 5 to 14 in 1971, which reportedly makes INPRES the fastest primary school construction program ever undertaken in the world (World Bank, 1990).

Once an INPRES school was established, the government recruited the teachers and paid their salaries (each school was designed for three teachers and 120 pupils). An effort to train more teachers paralleled the INPRES program (World Bank, 1990), and the proportion of teachers meeting the minimum qualification requirements did not worsen significantly between 1971 and 1978. The stock of schools multiplied by two over the period, and the stock of teachers grew by 43 percent. This contrasted with a freeze of capital expenditure and teacher recruiting prior to 1973 (Daroeman, 1971).

The program was designed explicitly to target children who had not previously been enrolled in school. The general allocation rule was that the number of schools to be constructed in each district was proportional to the number of children of primary school age *not enrolled in school* in 1972. The “presidential instructions” also listed the exact number of schools to be constructed in each district. Table 2 presents the results that a regression of the logarithm of the number of INPRES schools planned in each region had on the logarithm of the nonenrollment rate and the logarithm of the number of

TABLE 2—THE ALLOCATION OF SCHOOLS

	Log(INPRES schools) <sup>a</sup>
Log of number of children aged 5–14 in the region	0.78 (0.027)
Log(1 – enrollment rate in primary school in 1973) <sup>b</sup>	0.12 (0.038)
Number of observations	255
R <sup>2</sup>	0.78

Notes: Standard errors are in parentheses.

<sup>a</sup> The dependent variable is the log of the number of INPRES schools built between 1973 and 1978.

<sup>b</sup> The enrollment rate in primary school is the number of children enrolled in primary school in 1973 (obtained from the Ministry of Education and Culture) divided by the number of children aged 5–14 in the region in 1973.

children. The actual rule implies that both coefficients should be close to 1. Both coefficients have the expected sign, but the coefficient of the non-enrollment rate is smaller than 1. This might be explained by measurement error in the nonenrollment measure as well as by imperfect application of the general rule: The program appears to have been less redistributive than it intended to.

### C. *Identification Strategy*

The date of birth and the region of birth jointly determine an individual’s exposure to the program.

Indonesian children normally attend primary school between the ages of 7 and 12. All children born in 1962 or before were 12 or older in 1974, when the first INPRES schools were constructed. Thus, they did not benefit from the program, since they should have left primary school before the first INPRES schools were opened. Grade repetition and delayed school entry could lead a few of these children to benefit from the program during their last year in school. However, according to the 1993 Indonesian Family Life Survey (IFLS) data set (conducted in 1993 by RAND and the Demographic Institute at the University of Indonesia), less than 3 percent of the children born between 1950 and 1962 were still in primary school in 1974. For younger children, the exposure is an increasing function of their date of birth. Hence, the effect of the program should be close to 0 for children 12 or older in 1974 and increasing for younger children.

Because the program intensity was related to

TABLE 3—MEANS OF EDUCATION AND LOG(WAGE) BY COHORT AND LEVEL OF PROGRAM CELLS

	Years of education			Log(wages)		
	Level of program in region of birth			Level of program in region of birth		
	High (1)	Low (2)	Difference (3)	High (4)	Low (5)	Difference (6)
<i>Panel A: Experiment of Interest</i>						
Aged 2 to 6 in 1974	8.49 (0.043)	9.76 (0.037)	-1.27 (0.057)	6.61 (0.0078)	6.73 (0.0064)	-0.12 (0.010)
Aged 12 to 17 in 1974	8.02 (0.053)	9.40 (0.042)	-1.39 (0.067)	6.87 (0.0085)	7.02 (0.0069)	-0.15 (0.011)
Difference	0.47 (0.070)	0.36 (0.038)	0.12 (0.089)	-0.26 (0.011)	-0.29 (0.0096)	0.026 (0.015)
<i>Panel B: Control Experiment</i>						
Aged 12 to 17 in 1974	8.02 (0.053)	9.40 (0.042)	-1.39 (0.067)	6.87 (0.0085)	7.02 (0.0069)	-0.15 (0.011)
Aged 18 to 24 in 1974	7.70 (0.059)	9.12 (0.044)	-1.42 (0.072)	6.92 (0.0097)	7.08 (0.0076)	-0.16 (0.012)
Difference	0.32 (0.080)	0.28 (0.061)	0.034 (0.098)	0.056 (0.013)	0.063 (0.010)	0.0070 (0.016)

Notes: The sample is made of the individuals who earn a wage. Standard errors are in parentheses.

enrollment rates in 1972, which differed widely across regions, region of birth is a second dimension of variation in the intensity of the program. Region of birth is highly correlated with the region of education: 91.5 percent of the children in the IFLS sample were still living in the district where they were born at age 12. However, unlike region of education, it is not endogenous with respect to the program [which would lead to bias in the program effect; see Rosenzweig and Wolpin (1988)], given that all individuals in the sample were born before the program was started.

The basic idea behind the identification strategy can be illustrated using simple two-by-two tables. Table 3 shows means of education and wages for different cohorts and program levels. Regions are separated in “high program” and “low program” regions. The difference between the number of schools constructed per 1,000 children constructed in high and low program regions is 0.90.<sup>2</sup> In panel A, I compare the educational attainment and the wages of individuals who had little or no exposure to the program (they were 12 to 17 in 1974) to those of

individuals who were exposed the entire time they were in primary school (they were 2 to 6 in 1974), in both types of regions. In both cohorts, the average educational attainment and wages in regions that received fewer schools are higher than in regions that received more schools. This reflects the program provision that more schools were to be built in regions where enrollment rates were low. In both types of regions, average educational attainment increased over time. However, it increased more in regions that received more schools. The difference in these differences can be interpreted as the causal effect of the program, under the assumption that in the absence of the program, the increase in educational attainment would not have been systematically different in low and high program regions. An individual young enough, born in a high program region, received on average 0.12 more years of education, and the logarithm of his wage in 1995 was 0.026 higher. These differences in differences are not significantly different from 0. This simple estimator suggests that one school per 1,000 children contributed to an increase in education by 0.13 years (0.12 divided by 0.90) and wages by 0.029 for children aged 2 to 6 when the program was initiated. The Wald estimate of returns to education is the ratio of these two estimates.

The identification assumption should not be taken for granted: The pattern of increase in

<sup>2</sup> To make Wald estimates meaningful, estimates in Table 3 are presented for the sample with valid wage data. High program regions are defined as regions where the residual of a regression of the number of schools on the number of children is positive.

education could vary systematically across regions. In particular, there could be mean reversion. However, an implication of the identification assumption can be tested because individuals aged 12 or older in 1974 were not exposed to the program. The increase in education between cohorts in this age-group should not differ systematically across regions.

In Table 3, panel B, I present this control experiment. I consider a cohort aged 18 to 24 in 1974 and a cohort aged 12 to 17 in 1974. The estimated differences in differences are very close to 0. These results provide some suggestive evidence that the differences in differences are not driven by inappropriate identification assumptions, although they are imprecisely estimated. In panel B, for example, the differences in differences are insignificantly different from 0 but also from the differences in differences in panel A. The remainder of this paper will elaborate on this strategy to lead to more convincing results.

## II. Effect on Education

### A. Basic Results

To exploit the variation in treatment intensity across regions and cohorts, this strategy can be generalized to a regression framework. Consider first the difference between the average education of a young cohort exposed to the program and that of an older cohort not exposed to the program. If additional schools led to an increase in educational attainment, the difference will be positively related to the number of schools constructed in each region.

This suggests running the following regression:

$$(1) \quad S_{ijk} = c_1 + \alpha_{1j} + \beta_{1k} + (P_j T_i) \gamma_1 \\ + (C_j T_i) \delta_1 + \varepsilon_{ijk}$$

where  $S_{ijk}$  is the education of individual  $i$  born in region  $j$  in year  $k$ ,  $T_i$  is a dummy indicating whether the individual belongs to the “young” cohort in the subsample,  $c_1$  is a constant,  $\beta_{1k}$  is a cohort of birth fixed effect,  $\alpha_{1j}$  is a district of birth fixed effect,  $P_j$  denotes the intensity of the program in the region of birth, and  $C_j$  is a vector of region-specific variables.

Table 4 (columns 1–3) presents estimates of

equation (1) for two subsamples. In panel A, I compare children aged 2 to 6 in 1974 with children aged 12 to 17 in 1974. In column 1, the specification controls only for the interaction of a cohort of birth dummy and the population aged 5 to 14 in 1971. The suggested effect is that one school built per 1,000 children increased the education of the children aged 2 to 6 in 1974 by 0.12 years for the whole sample, and by 0.20 years for the sample of wage earners.

This interpretation relies on the identification assumption that there are no omitted time-varying and region-specific effects correlated with the program. The allocation of schools to each region was an explicit function of the enrollment rate in the region in 1972. Therefore, the estimate could potentially confound the effect of the program with mean reversion that would have taken place even in its absence. The identification assumption will also be violated if the allocation of other governmental programs initiated as a result of the oil boom (and potentially affecting education) was correlated with the allocation of INPRES schools. Thus, I present specifications that control for the interactions between cohort dummies and the enrollment rate in the population in 1971, as well as for interactions between cohort dummies and the allocation of the water and sanitation program, the second largest INPRES program centrally administered at the time. Controlling for both the enrollment rate and the water and sanitation program makes the estimates higher (columns 2 and 3), suggesting that the estimates are not upwardly biased by mean reversion or omitted programs.

Panel B of Table 4 shows the results of the control experiment (comparing the cohort aged 12 to 17 to the cohort aged 18 to 24 in 1974). If, before the program was started, education had increased faster in regions that received more schools, panel B would show (spurious) positive coefficients. But the impact of the “program” is very small and never significant. The coefficients are statistically different from the corresponding coefficients in panel A. Although this is not definitive evidence (education level could have started converging precisely after 1973), it is reassuring.

Even if the identification assumption is satisfied, the coefficient may slightly overestimate



TABLE 4—EFFECT OF THE PROGRAM ON EDUCATION AND WAGES: COEFFICIENTS OF THE INTERACTIONS BETWEEN COHORT DUMMIES AND THE NUMBER OF SCHOOLS CONSTRUCTED PER 1,000 CHILDREN IN THE REGION OF BIRTH

	Observations	Dependent variable					
		Years of education			Log(hourly wage)		
		(1)	(2)	(3)	(4)	(5)	(6)
<i>Panel A: Experiment of Interest: Individuals Aged 2 to 6 or 12 to 17 in 1974</i> (Youngest cohort: Individuals ages 2 to 6 in 1974)							
Whole sample	78,470	0.124 (0.0250)	0.15 (0.0260)	0.188 (0.0289)			
Sample of wage earners	31,061	0.196 (0.0424)	0.199 (0.0429)	0.259 (0.0499)	0.0147 (0.00729)	0.0172 (0.00737)	0.0270 (0.00850)
<i>Panel B: Control Experiment: Individuals Aged 12 to 24 in 1974</i> (Youngest cohort: Individuals ages 12 to 17 in 1974)							
Whole sample	78,488	0.0093 (0.0260)	0.0176 (0.0271)	0.0075 (0.0297)			
Sample of wage earners	30,225	0.012 (0.0474)	0.024 (0.0481)	0.079 (0.0555)	0.0031 (0.00798)	0.00399 (0.00809)	0.0144 (0.00915)
<i>Control variables:</i>							
Year of birth*enrollment rate in 1971		No	Yes	Yes	No	Yes	Yes
Year of birth*water and sanitation program		No	No	Yes	No	No	Yes

Notes: All specifications include region of birth dummies, year of birth dummies, and interactions between the year of birth dummies and the number of children in the region of birth (in 1971). The number of observations listed applies to the specification in columns (1) and (4). Standard errors are in parentheses.

the effect of the program on average education.<sup>3</sup> Note that such a large program could potentially have affected the returns to education by increasing the stock of primary school graduates (Angrist, 1995). Individuals' education choices could then have responded to this decrease in the returns to education. To the extent that Indonesia is an integrated labor market, the returns to education would have declined in the entire country. The estimates do not take this negative effect of the program into account because it is common to all regions. This effect, however, is not likely to be very large. Its size ultimately depends on the elasticity of the demand for educated labor (which is likely to be low in a rapidly growing economy), the sensitivity of educational choice to perceived returns to education, and the extent of integration in the Indonesian labor market.

B. Reduced-Form Evidence

This identification strategy can be generalized to an interaction terms analysis.

<sup>3</sup> In the working paper version (Duflo, 2000), this point is made in the context of a simple formal model.

Consider the following relationship between the education ( $S_{ijk}$ ) of an individual  $i$ , born in region  $j$ , in year  $k$ , and his exposure to the program:

$$(2) \quad S_{ijk} = c_1 + \alpha_{1j} + \beta_{1k} + \sum_{l=2}^{23} (P_j \times d_{il})\gamma_{1l} + \sum_{l=2}^{23} (C_j \times d_{il})\delta_{1l} + \epsilon_{ijk}$$

where  $d_{il}$  is a dummy that indicates whether individual  $i$  is age  $l$  in 1974 (a year-of-birth dummy). In these unrestricted estimates, I measure the time dimension of exposure to the program with 22 year-of-birth dummies. Individuals aged 24 in 1974 form the control group, and this dummy is omitted from the regression. Each coefficient  $\gamma_{1l}$  can be interpreted as an estimate of the impact of the program on a given cohort. This is simply a

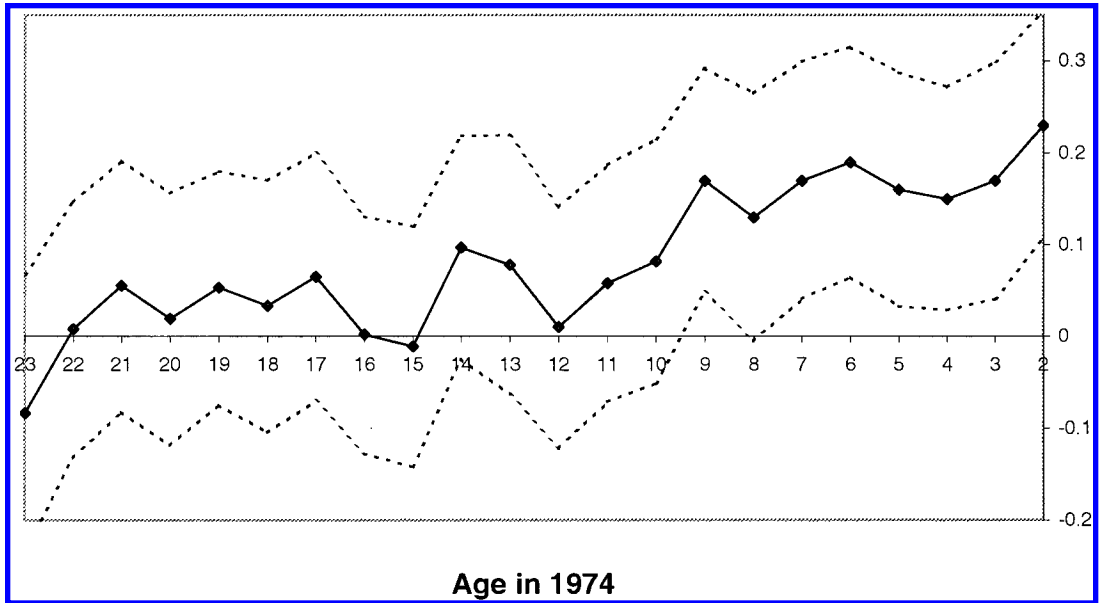


FIGURE 1. COEFFICIENTS OF THE INTERACTIONS AGE IN 1974\* PROGRAM INTENSITY IN THE REGION OF BIRTH IN THE EDUCATION EQUATION

generalization of equation (1) to estimate cohort-by-cohort contrasts.

There is a testable restriction on the pattern of the coefficients  $\gamma_{1l}$ . Because children aged 13 and older in 1974 did not benefit from the program, the coefficients  $\gamma_{1l}$  should be 0 for  $l > 12$  and start increasing for  $l$  smaller than some threshold (the oldest age at which an individual could have been exposed to the program and still benefit from it).

Figure 1 plots the  $\gamma_{1l}$ . Each dot on the solid line is the coefficient of the interaction between a dummy for being a given age in 1974 and the number of schools constructed per 1,000 children in the region of birth (a 95-percent confidence interval is plotted by broken lines). These coefficients fluctuate around 0 until age 12 and start increasing after age 12. As expected, the program had no effect on the education of cohorts not exposed to it, and it had a positive effect on the education of younger cohorts. All coefficients are significantly different from 0 after age 8. These figures show that the identification strategy is reasonable and that the program had an effect on education.

C. Restricted Estimation

Instead of testing whether the  $\gamma_{1l}$  are equal to 0 for  $l \geq 13$ , one can impose this

restriction. The equation to be estimated is then

$$(3) \quad S_{ijk} = c_1 + \alpha_{1j} + \beta_{1k} + \sum_{l=2}^{12} (P_j d_{il}) \gamma_{1l} + \sum_{l=2}^{12} (C_j d_{il}) \delta_{1l} + \varepsilon_{ijk}$$

The omitted group (the control group) is now comprised of individuals aged 13 to 24 in 1974. This is more efficient and leads to more precise estimates of the effect of the program.

Columns (1)–(3) in Table 5 show the coefficients of the interactions between age in 1974 and the intensity of the program in the region of birth in three specifications in the whole sample [columns (4)–(6) show the same results for the sample of wage earners]. In all columns, the estimated effect is positive after age 10. All coefficients are significantly greater than 0 after age 8. All sets of interactions are statistically different from 0 (the *F*-statistic for the null hypothesis is presented at the bottom of the table). The coefficients generally increase with date of birth (decreasing with age), except for a

TABLE 5—EFFECT OF THE PROGRAM ON EDUCATION AND WAGES: COEFFICIENTS OF THE INTERACTIONS BETWEEN DUMMIES INDICATING AGE IN 1974 AND THE NUMBER OF SCHOOLS CONSTRUCTED PER 1,000 CHILDREN IN REGION OF BIRTH

Age in 1974	Dependent variable: years of education						Dependent variable: log(hourly wage)		
	Whole sample			Sample of wage earners			(7)	(8)	(9)
	(1)	(2)	(3)	(4)	(5)	(6)			
12	-0.035 (0.047)	-0.025 (0.048)	0.002 (0.054)	-0.040 (0.077)	-0.010 (0.078)	0.009 (0.091)	0.016 (0.013)	0.019 (0.013)	0.027 (0.015)
11	0.011 (0.046)	0.025 (0.047)	0.018 (0.051)	0.008 (0.073)	0.014 (0.074)	-0.003 (0.083)	-0.014 (0.012)	-0.013 (0.013)	-0.009 (0.014)
10	0.059 (0.047)	0.049 (0.049)	0.078 (0.054)	0.10 (0.075)	0.092 (0.076)	0.13 (0.090)	0.0036 (0.013)	0.0042 (0.013)	0.0059 (0.015)
9	0.14 (0.039)	0.14 (0.041)	0.15 (0.044)	0.067 (0.065)	0.063 (0.066)	0.17 (0.077)	0.0095 (0.011)	0.010 (0.011)	0.018 (0.013)
8	0.088 (0.049)	0.11 (0.050)	0.11 (0.054)	0.19 (0.078)	0.20 (0.079)	0.28 (0.089)	0.019 (0.013)	0.021 (0.013)	0.027 (0.015)
7	0.12 (0.044)	0.14 (0.046)	0.16 (0.051)	0.11 (0.072)	0.13 (0.073)	0.16 (0.084)	-0.0095 (0.012)	-0.0049 (0.012)	0.0066 (0.014)
6	0.14 (0.042)	0.17 (0.044)	0.26 (0.049)	0.23 (0.070)	0.23 (0.070)	0.32 (0.084)	0.011 (0.012)	0.013 (0.012)	0.018 (0.014)
5	0.10 (0.043)	0.13 (0.045)	0.13 (0.050)	0.14 (0.075)	0.16 (0.075)	0.27 (0.088)	0.021 (0.013)	0.023 (0.013)	0.052 (0.015)
4	0.11 (0.039)	0.12 (0.041)	0.18 (0.046)	0.19 (0.069)	0.19 (0.069)	0.29 (0.082)	0.019 (0.012)	0.020 (0.012)	0.038 (0.014)
3	0.11 (0.044)	0.14 (0.046)	0.20 (0.053)	0.15 (0.079)	0.17 (0.080)	0.30 (0.097)	0.0079 (0.013)	0.013 (0.014)	0.027 (0.016)
2	0.14 (0.041)	0.19 (0.043)	0.19 (0.049)	0.20 (0.073)	0.22 (0.074)	0.25 (0.088)	0.016 (0.012)	0.023 (0.013)	0.040 (0.015)
<i>Control variables:</i> <sup>a</sup>									
Year of birth*enrollment rate in 1971	No	Yes	Yes	No	Yes	Yes	No	Yes	Yes
Year of birth*water and sanitation program	No	No	Yes	No	No	Yes	No	No	Yes
<i>F</i> -statistic <sup>b</sup>	4.03	5.18	6.15	2.70	2.74	4.38	1.13	1.29	2.05
<i>R</i> <sup>2</sup>	0.19	0.19	0.17	0.14	0.14	0.13	0.14	0.15	0.13
Number of observations	152,989	152,495	143,107	60,633	60,466	55,144	60,633	60,466	55,144

*Notes:* All specifications include region of birth dummies, year of birth dummies, and interactions between the year of birth dummies and the number of children in the region of birth (in 1971). Standard errors are in parentheses.

<sup>a</sup> The control group is comprised of individuals aged 13–24 in 1974.

<sup>b</sup> The *F*-statistics test the hypothesis that the coefficients of the interaction between the year of birth dummies and the program intensity in the region of birth are jointly zero.

high value at age 9 and a decline between ages 6 and 5. They increase faster between ages 12 and 9 than they do subsequently, thus suggesting that once the education level in the population reaches a certain point, increasing it by building primary schools becomes more difficult.

The estimates in column (1) (without controls) suggest that one school per 1,000 children increases the education of the youngest children by 0.14 years. On average, 1.98 schools were built per 1,000 children. This implies that at its mean value, the program caused an increase in education of 0.27 years for these children (the average education in the sample is 7.98 years).

As before, controlling for enrollment rate in 1971 [column (2)] and the water and sanitation program [column (3)] makes the estimate slightly higher. In columns (4)–(6), I present the same estimates for the subsample of wage earners. The program effect is higher for wage earners than it is in the whole sample.

More insight into why this program was effective is obtained by examining its impact in different types of regions. In Table 6 (panel A), I present results equivalent to the specification in Table 4 [equation (1)] for various subsamples of regions of birth. Columns (2) and (3) suggest that the program had no effect in densely populated regions, and a large effect in sparsely



TABLE 6—PROGRAM EFFECT AND RETURNS TO EDUCATION BY CATEGORIES OF REGION OF BIRTH

	Whole sample (1)	Characteristics of region of birth					
		Density <sup>a</sup>		1976 Poverty <sup>b</sup>		Preprogram education <sup>c</sup>	
		<Median (2)	>Median (3)	High (4)	Low (5)	<Median (6)	>Median (7)
<i>Panel A: Effect of the Program on Education</i>							
Dependent variable: Years of education.							
Sample: individuals ages 2 to 6 or 12 to 17 in 1974							
Interaction (2–6 in 1974)*program intensity in region of	0.15 (0.026)	0.19 (0.035)	–0.014 (0.048)	0.13 (0.058)	0.083 (0.035)	0.14 (0.040)	0.13 (0.036)
<i>Panel B: Effect of the Program on Wages</i>							
Dependent variable: log(hourly wage). Sample: individuals ages 2 to 6 or 12 to 17 in 1974 (wage earners)							
Interaction (2–6 in 1974)*program intensity in region of	0.017 (0.0074)	0.032 (0.011)	–0.00084 (0.012)	0.051 (0.017)	–0.00083 (0.0094)	0.028 (0.013)	0.0046 (0.0095)
<i>Panel C: Returns to Education</i>							
Dependent variable: log(hourly wage). Sample: wage earners							
Years of education	0.078 (0.00062) [0.9]	0.11 (0.026) [0.86]	No First stage	0.10 (0.028) [0.88]	No First stage	0.12 (0.032) [0.72]	0.029 (0.052) [0.83]

Notes: Region of birth dummies, year of birth dummies, and interactions of year of birth dummies and the number of children and the enrollment in the region in 1971 are included in the regressions. Standard errors are in parentheses, *F*-statistics of the overidentification test are in square brackets.

<sup>a</sup> The median density (the density for the region of birth for the median person in the weighted sample) is 308 habitants per square kilometer.

<sup>b</sup> The high poverty provinces are the provinces where the proportion of people consuming less than 1,500 Rp per capita is larger than the national for rural regions (in the 1976 SUSENAS). I define “high poverty” as rural districts in these provinces, which are: Lampung, Central East Java, East Nusa Tenggara, Central Sulawesi, South Sulawesi, Southeast Sulawesi, Maluku, Irian Jaya (World Bank, 1979).

<sup>c</sup> The preprogram education is the average education in the region of birth for people born in 1962 or before. The median is 3.18 years.

populated regions. In sparsely populated regions, each new school significantly reduces the distance to school. In densely populated regions, the main effect will be to increase the availability of slots or to reduce the overcrowding of old schools. This suggests that reducing the distance children traveled to school was the most important effect of the program. This interpretation, however, should be taken with caution, in that this difference may come from other characteristics correlated with density. Columns (4) and (5) suggest that the program had more impact in poor provinces. In columns (6) and (7), I divide the sample into regions where the education of the cohort not exposed to the program (men born between 1950 and 1962) was lower or higher than the median (3.08 years of education). Results are similar for both sets of regions.

In summary, it appears that the school construction program had an impact on education. It should be recalled that this program was accompanied by a general effort by the Indonesian government in favor of education, a priority of the second five-year plan. As part of this effort, primary school fees were suppressed in 1978 (World Bank, 1990). Therefore, these results cannot be generalized to less favorable contexts without applying caution.

#### D. At What Level of Education Was the Program Effective?

The impact of the program on welfare depends on whether it primarily affected children with a low or a high level of education. Differences in differences in the cumulative

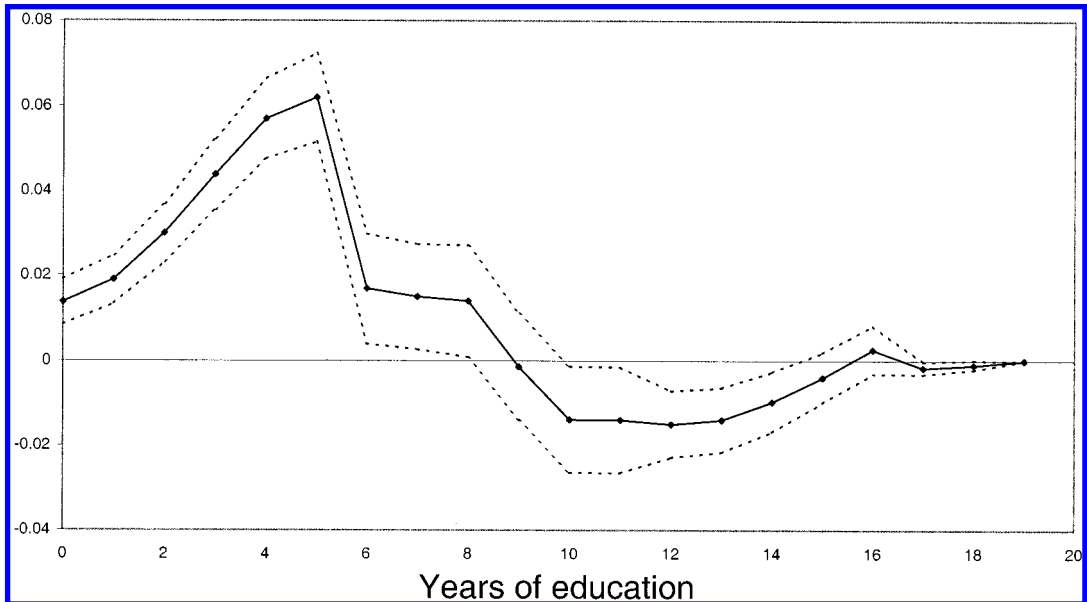


FIGURE 2. DIFFERENCE IN DIFFERENCES IN CDF (ESTIMATED FROM LINEAR PROBABILITY MODEL) WITH 95-PERCENT CONFIDENCE INTERVAL

distribution function of education provide information on the level at which the program was effective. In practice, for  $S_{ijkm}$ , a dummy that indicates whether the individual  $i$ , born in region  $j$ , in year  $k$ , completed  $m$  years of education or less, and for  $P_j$ , a dummy indicating whether the child was born in a high program region, I estimate the following equation:

$$(4) \quad S_{ijkm} = c + \alpha_j + \beta_k + (P_j T_i) \kappa_m + \varepsilon_{ijk}$$

The  $\kappa_m$ , for  $m = 0$  to 19, are the values of the estimated impact of the program at each level of education. They are plotted in Figure 2 (the 95-percent confidence interval is plotted by broken lines).

The shape of Figure 2 indicates at what level the program was effective. The effect is increasing until the sixth year of education, decreasing until the twelfth, and slightly increasing thereafter. A maximum of about 6 percent of the sample living in high program regions were induced to complete at least primary school. This also shows some impact of the program on the probability of completing lower secondary school (1.5 percent of the sample is estimated to have been induced by the program to complete

the 7th, 8th, and 9th grades or more). There is a negative difference in differences at the senior high-school level.

The program increased average schooling through increasing primary schooling essentially. This provides additional evidence that the assumption underlying the identification strategy is reasonable as the estimated effect of the program for the levels of education that it did not target is small or nonexistent. The negative difference in differences at the senior high school level may indicate that some variable predicting the probability of attending senior high school is omitted from this regression (and changed in low program regions more than in high program regions). The program could also have induced more marginal people to complete primary school and move on to junior high school.<sup>4</sup> However, the direct and indirect costs of junior high school were much higher than the costs of primary education and were not equalized across regions at the time. This

<sup>4</sup> For example, Angrist and Imbens (1995) find that compulsory attendance laws in the United States induce a fraction of the sample to complete some college as a consequence of constraining them to complete high school.

may explain why we do not observe large spillovers.

### III. Effect on Wages

#### A. Basic Results

The same identification strategy can be applied to estimate the effect of the program on wages. As with education, I estimate:

$$(5) \quad y_{ijk} = c_1 + \alpha_{1j} + \beta_{1k} + (P_j T_i) \gamma_1 + (C_j T_i) \delta_1 + \varepsilon_{ijk}$$

where  $y_{ijk}$  is the logarithm of the 1995 wage of an individual  $i$ , born in region  $j$ , in cohort  $k$ .

Results are presented in Table 4 [columns (4)–(6)] and in Figure 1. In Table 4, panel A, I set  $T_i$  equal to 1 for children aged 2 to 6 in 1974, and use children aged 12 to 17 as the comparison group.

In Table 4, panel A, the estimates range from 1.5 to 2.7 percent. As in the case of education, the estimates increase when I control for enrollment rates in 1971 and for the allocation of the water and sanitation program, although none of these estimates is significantly different from each other. In panel B (which presents the control experiment), the interaction coefficient is small and not significantly different from zero in all specifications. However, these estimates are imprecise and I cannot reject equality of the coefficients in panels A and B (although the point estimates are much smaller in panel B).

#### B. Reduced-Form Evidence

As for education, we can write an unrestricted reduced-form relationship between exposure to the program and the logarithm of the wage of an individual ( $y_{ijk}$ ):

$$(6) \quad y_{ijk} = c_2 + \alpha_{2j} + \beta_{2k} + \sum_{l=2}^{23} (P_j d_{il}) \gamma_{2l} + \sum_{l=2}^{23} (C_j d_{il}) \delta_{2l} + v_{ijk}$$

where  $\alpha_{2j}$  is a region-of-birth effect and  $\beta_{2k}$  is a cohort-of-birth effect.  $P_j$ ,  $C_j$ , and  $d_{il}$  are defined as in the education equation:  $P_j$  is the intensity of the program in the region of birth,  $C_j$  is the vector of control variables, and  $d_{il}$  is a dummy indicating whether individual  $i$  was of age  $l$  in 1974.

The  $\gamma_{2l}$  should be zero for  $l$  greater than 12 and start increasing thereafter. Moreover, if the program affected wages only through its effect on education, the coefficients  $\gamma_{2l}$  should track the  $\gamma_{1l}$  (in the education equation).

In Figure 3, the  $\gamma_{2l}$  are plotted by a dotted line, and the  $\gamma_{1l}$  are plotted by a solid line. Both are oscillating until age 10 and start increasing after age 11. The coefficients of the interactions for education and wages track each other.

#### C. Restricted Estimates

Finally, in columns (7)–(9) of Table 5, I present estimates of the equation

$$(7) \quad y_{ijk} = c_2 + \alpha_{2j} + \beta_{2k} + \sum_{l=2}^{12} (P_j d_{il}) \gamma_{2l} + \sum_{l=2}^{12} (C_j d_{il}) \delta_{2l} + v_{ijk}$$

The effect of the program on wages is less precisely estimated than as on education because wages fluctuate more and the sample is smaller (given that wages are not collected for self-employed people). However, qualitatively, the results parallel the estimated effects on education. No effect is found for children aged 10 or older in 1974. The coefficients are positive for younger children (except at age 7). The coefficients of the interactions generally decrease with age. The estimates are higher when I control for both enrollment rate and the water and sanitation program. The last line in this table indicates that constructing one school per 1,000 children increased the 1995 wages of individuals aged 2 in 1974 by 1.6 percent to 4.0 percent. The average number of schools constructed per 1,000 children is 1.89 in the sample

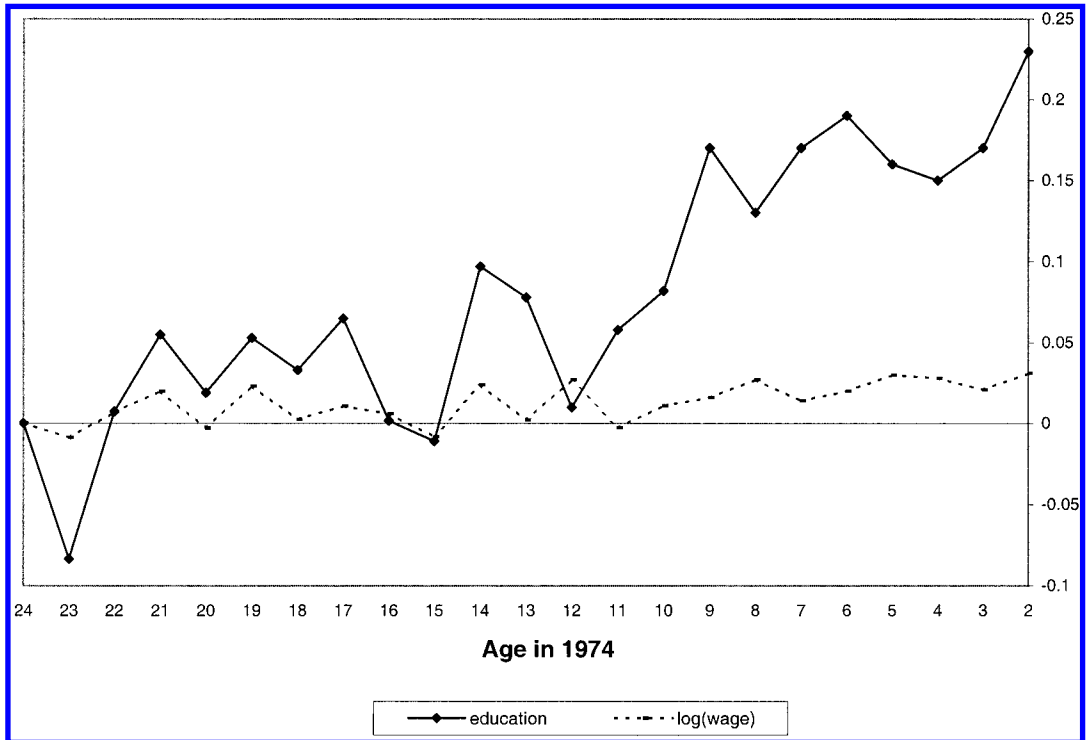


FIGURE 3. COEFFICIENTS OF THE INTERACTIONS AGE IN 1974\* PROGRAM INTENSITY IN THE REGION OF BIRTH IN THE WAGE AND EDUCATION EQUATIONS

with valid wage data. Thus, on average, the program caused a 3 to 7 percent increase in the wages of this cohort.

In Table 6 (panel B), I present the estimates of equation (5) for different subsamples. The variations of the effect of the program on wages across subsamples parallel those on education. In particular, the program had no effects on wages in regions where it had no effect on years of education. This suggests that the program effect on wages was caused by the changes in years of education. In the next section, I use this to construct instrumental variables (IV) estimates of the effect of education on wages.

#### IV. Estimating Returns to Education

The identification assumption that the evolution of wages and education across cohorts would not have varied systematically from one region to another, in the absence of the program, is sufficient to estimate the impact of the pro-

gram. Additionally, if we assume that the program had no effect on wages other than by increasing educational attainment, one can use this program to construct instrumental variables estimates of the impact of additional years of education on wages. The most serious concern, for this interpretation, is that the program might have affected both the quality and the quantity of education, and that changes in wages could reflect both effects. I examine below whether there is evidence that this occurred.

##### A. Two-Stage Least-Squares Estimates of the Returns to Education

Estimates of equation (3) are of intrinsic interest because they provide an assessment of the impact of the program on education. But they also represent the first stage of a two-stage least-squares (2SLS) estimation of the impact of education on wages. Consider the following equation which characterizes the causal effect of education on wages:

$$(8) \quad y_{ijk} = d + \alpha_j + \beta_k + S_{ijk}b + \eta_{ijk}$$

where  $\alpha_j$  and  $\beta_k$  denote region-of-birth and cohort-of-birth effects, respectively. Note that the returns to education are measured in 1995. If the program was large enough to have general equilibrium effects on the returns to education, this will therefore be reflected in the estimates.

Ordinary least-squares (OLS) estimates of equation (8) may lead to biased estimates if there is a correlation between  $\eta_{ijk}$  and  $S_{ijk}$ . However, under the assumptions that the differences in wages across cohorts would not have been systematically correlated with the program intensity in the absence of the program, and that the program had no direct effect on wages, the interactions between the age in 1974 and the program intensity in the region of birth are available as instruments for equation (8). These instruments have been shown to have good explanatory power in the first stage. The equation will also be estimated using a single instrument, the interaction of being in the “young” cohort and the program intensity in the region of birth. Equation (8) can also be modified to incorporate control variables as follows:

$$(9) \quad y_{ijk} = d + a_j + b_k + S_{ijk}b + \sum_{l=2}^{12} (C_j d_{il}) \pi_l + \eta_{ijk}.$$

The results are presented in Table 7, panel A1 (panel A2 presents results with the logarithm of monthly earnings as the dependent variable). The first line shows the OLS estimate. The estimated return to education is 7.8 percent and is not affected by introducing control variables. This is lower than OLS estimates in Indonesia in older samples, but consistent with estimates in other Indonesian data sets of the 1990’s and with the decline in estimated returns to education over time. The estimates reported in World Bank (1990) decrease from 19 percent in 1982 to 10 percent in 1986.

The second line presents 2SLS estimates of equation (9) (the  $F$ -statistics of the overidentifying restrictions test are shown in square brackets). In column (1), the number of children in 1971 is the only control variable. The point estimate (6.75 percent) is slightly lower than the

OLS estimate, although I cannot reject equality. In column (2), I introduce interactions between the enrollment rate in 1971 and year-of-birth dummies. The point estimate is higher than without the controls (8.1 percent). When I introduce a control for the water and sanitation program, the estimate is again slightly higher (10.6 percent). In the third line, I present the 2SLS estimate using only one instrument. The results are very similar to the IV estimates using more instruments.

In Table 6, panel C, I examine whether returns to education vary across regions.<sup>5</sup> They are higher (11 percent) in sparsely populated regions and in regions where the average education level of cohorts not exposed to the program is low (12 percent). They seem to be lower in regions where initial education was high, although the standard error of this estimate is too large to be conclusive. This last result is consistent with the idea that the general equilibrium effect of an increase in education is to depress the returns, but it suggests that even after the program, returns were still higher in regions that received more schools.

I now turn to two potential sources of bias: the assumption that the program had no impact on wages other than through the increase in the quantity of education, and problems arising from sample selection.

### B. *Could Change in Quality Bias the 2SLS Estimates?*

Estimates of returns to education are biased if the program affects both the quality and the quantity of education. Two pieces of evidence suggest that the program did not substantially affect the quality of education.

First, using data from the ministry of education and culture, I verified that changes in average pupil/teacher ratio between 1973 and 1977 were not systematically related to the number of INPRES schools constructed in each region.

<sup>5</sup> I have not presented the 2SLS estimate when the  $F$ -statistic for the joint significance of the instruments in the first stage was below 2, because it would not be interpretable.

TABLE 7—EFFECT OF EDUCATION ON LABOR MARKET OUTCOMES: OLS AND 2SLS ESTIMATES

Method	Instrument	(1)	(2)	(3)	(4)
<i>Panel A: Sample of Wage Earners</i>					
<i>Panel A1: Dependent variable: log(hourly wage)</i>					
OLS		0.0776 (0.000620)	0.0777 (0.000621)	0.0767 (0.000646)	
2SLS	Year of birth dummies*program intensity in region of birth	0.0675 (0.0280) [0.96]	0.0809 (0.0272) [0.9]	0.106 (0.0222) [0.93]	0.0908 (0.0541) [0.9]
2SLS	(Aged 2–6 in 1974)*program intensity in region of birth	0.0752 (0.0338) (0.0338)	0.0862 (0.0336) (0.0336)	0.104 (0.0304) (0.0304)	
<i>Panel A2: Dependent variable: log(monthly earnings)</i>					
OLS		0.0698 (0.000601)	0.0698 (0.000602)	0.0689 (0.000628)	
2SLS	Year of birth dummies*program intensity in region of birth	0.0756 (0.0280) [0.73]	0.0925 (0.0278) [0.63]	0.0913 (0.0219) [0.58]	0.134 (0.0631) [0.7]
<i>Panel B: Whole Sample</i>					
<i>Panel B1: Dependent variable: participation in the wage sector</i>					
OLS		0.0328 (0.00311)	0.0327 (0.000311)	0.0337 (0.000319)	
2SLS	Year of birth dummies*program intensity in region of birth	0.101 (0.0210) [0.66]	0.118 (0.0197) [0.93]	0.0892 (0.0162) [1.12]	
<i>Panel B2: Dependent variable: log(monthly earnings), imputed for self-employed individuals</i>					
OLS		0.0539 (0.000354)	0.0539 (0.000354)	0.0539 (0.000355)	
2SLS	Year of birth dummies*program intensity in region of birth	0.0509 (0.0157) [0.68]	0.0745 (0.0136) [0.58]	0.0346 (0.0138) [1.16]	
Control variables:					
Year of birth*enrollment rate in 1971		No	Yes	Yes	Yes
Year of birth*water and sanitation program		No	No	Yes	No
Propensity score, propensity score squared		No	No	No	Yes

*Notes:* Year of birth dummies, region of birth dummies, and the interactions between year of birth dummies and the number of children in the region of birth in 1971 are included in the regressions. Standard errors are in parentheses. *F*-statistics of the test of overidentification restrictions are in square brackets.

Second, the program did not affect the educational attainment of individuals completing nine years of education or more (as shown in Section IV). However, if the quality of education had been affected, their wages would have reflected it. I estimated equation (2) in the sample of individuals with an education level above 9 years. No specific pattern emerges.<sup>6</sup> The evidence in Table 6 can be

interpreted along the same lines: In densely populated regions [column (4)], the program had no effect on years of education, and it also had no effect on wages. If the quality of education had changed and this had affected wages, we would see an effect of the program on wages.

These two separate pieces of evidence lend some support to the assumption that the increase in wages was attributed mainly to the increase in the quantity of education. There is no clear evidence that the program significantly altered the quality of education.

<sup>6</sup> A figure is shown in the working paper version (2000) of this study.



### D. Correction for Sample Selection

The returns to education are estimated in a selected sample: Only 45 percent of the individuals in the sample are working for a wage, with most remaining individuals being self-employed.

The probability of working for a wage is potentially affected by education. To examine this, I use 2SLS to estimate

$$(10) \quad w_{ijk} = d + a_j + b_k + e_{ijk}\lambda + \sum_{l=2}^{12} (C_{jdl})\pi_l + \eta_{ijk}$$

where  $w_{ijk}$  is a dummy variable, indicating whether an individual reports a positive wage. Estimates of this equation are presented in Table 7, panel B1. The IV coefficient range is 0.09 to 0.12. The probability of working for a wage is indeed affected by education.

This is an interesting result, but it casts a shadow on the validity of the 2SLS estimate of returns to education. Because the probability of working for a wage is affected by schooling (and by the instruments), the sample selection is likely to induce a correlation between the instruments and the error in equation (9). I implement two alternative procedures to investigate whether sample selection is likely to be an important problem in this case.

First, I follow a suggestion introduced by James Heckman and Joseph Hotz (1989), later elaborated by Hyungtaik Ahn and James L. Powell (1993), to condition in the second stage on the probability of selection given the instruments. In practice, an indicator of whether the individual is working for a wage is regressed on the instruments, and polynomials of the predicted value from this regression are introduced as controls in the wage equation. The result of the introduction of the correction for sample selection is presented in Table 7, column (5) (panel A1). The coefficient changes very little, from 8.1 percent [in column (3)] to 9.2 percent.

An alternative approach is to impute an income for self-employed individuals and examine whether the results change when the estimation is performed in this "completed sample." The income and expenditure module of the

1993 SUSENAS survey, made up of 50,000 individuals, allows us to compute income for all individuals but it does not contain the region of birth. Households report the members' occupations and the sector of activity from which they derive their main source of income. I calculate the average income derived from the main activity of the household for cells defined by sector (nine industrial sectors and services and four types of agricultural activities), status, and urban/rural residence. I then "complete" the SUPAS sample by defining the dependent variable as the logarithm of monthly earnings if they are recorded in the SUPAS data (for individuals working for wages) and the logarithm of the average income from the SUSENAS in the individual's occupation cell for all self-employed individuals (multiplied by the wage inflation factor defined as the ratio of the average wage from the SUPAS and the average income of wage earners imputed from the SUSENAS).<sup>7</sup>

The results are presented in Table 7, panel B2. They must be compared to the results in panel A2, where the dependent variable is the logarithm of monthly earnings of wage earners. In all cases, the estimates using the completed sample are smaller than those using the sample of wage earners. In the specification controlling for the water and sanitation program it drops to 3.5 percent. This particular result is surprising, but the fact that the returns for the complete sample are somewhat smaller than those for the sample of wage earners indicates that returns to education might be higher in the wage sector than that among the self-employed.

### V. Comparing Costs and Benefits

The estimates of the program's effect on wages can be used to compare the costs of building and operating the new schools to the additional wealth they generated, under the assumption that the increase in wages represents an increase in human capital. Note that in this case, the increase in wages underestimates the total benefit generated by the program: The increase in education is likely to affect other

<sup>7</sup> Individuals who did not work at least one hour in the previous week do not report a branch of activity. They are, therefore, still excluded from this sample.

outcomes (fertility, child morbidity and mortality, etc.). These calculations require additional assumptions and should be taken with considerable caution. Nevertheless, it is useful to estimate the magnitude of the consequences of such a large-scale program.

Using information contained in the presidential instruction and in a study on the cost of education in Indonesia conducted in 1971 (Daroeman, 1971), I estimated the cost of building, staffing, and maintaining the INPRES school for 20 years. Yearly costs are estimated using the following formula:

$$C(t) = rK + rTC + W(t)1.25$$

where  $K$  is the total capital cost,  $TC$  is the total training cost of new teachers,  $W(t)$  represents the sum of teachers' salaries at date  $t$ , 1.25 is the average ratio of total recurrent costs over wage costs, and  $r$  is the real interest rate (discount rate). I present the cost-benefits analysis for two different assumptions about the deadweight burden of taxation (0.2 and 0.6).

Further assumptions are needed to compute the yearly benefits of the program. First, an important assumption is that the increase in wages attributed to the program represents an increase in the productivity of labor (and that there is no general equilibrium effect on the returns to education). Second, I assume that the effect on (working) women and on self-employed people is the same as the effect on men working for a wage. I also assume that the share of total labor income going to people of any given age is constant across years and is equal to the share of total wages going to this cohort in 1995 (which I can calculate from my data). Thus, I estimate the benefit of the program at date  $t$ , for a cohort  $c$  using the following formula:

$$B(c, t) = \alpha GDP(t)S(c, t)E(c)$$

where  $\alpha$  is the share of labor in GDP,  $S(c, t)$  is the fraction of total wages earned by cohort  $c$  in year  $t$ , and  $E(c)$  is the estimated average effect of the program on cohort  $c$ . To obtain the total benefits for each year, I take the sum of these benefits over all cohorts.

The relevant variable for the cost-benefit calculation is the discounted sum of net benefits. In

Table 8, I present an evaluation of the program's returns for the first two specifications estimated in Table 4 and three different assumptions about the projected growth rate of GDP from 1996 to 2050. To evaluate the contribution of economic growth to the benefits of the program, I also present these results with the assumption that Indonesia's GDP grew at a rate of 2 percent annually from 1973 to 2050.

The cost-benefits analysis is sensitive to the specification chosen for the estimation of the program effect and to the assumptions about future growth rates in Indonesia. Nevertheless, three main points emerge from this analysis. First, a school construction program takes a very long time to generate positive returns (because the costs are incurred early on, whereas the benefits are spread over a generation). Second, the returns generated are large. The internal rates of return range from 8.8 to 12 percent, well above the average interest rate on government debt in Indonesia during the period. Third, the benefits are, to a large extent, driven by the rapid growth of Indonesia's GDP from 1973 to 1997 (which results from the fact that each year's benefits are a fraction of that year's GDP). If the growth rate had been very low from 1973 until today, the net present value of the program would actually have been slightly negative, according to all specifications but one. Investing in education is much more valuable, from a government point of view, if it expects a fast subsequent growth.

## VI. Conclusion

The INPRES program led to an increase in educational attainment in Indonesia. On average, the estimates indicate that the program led to an increase of 0.25 to 0.40 years of education (0.12 to 0.19 years for each new school built per 1,000 children), and increased by 12 percent the probability that an affected child would complete primary school. The estimates also suggest that the program led to an increase of 3 to 5.4 percent in wages.

Combining the effect of the program on years of schooling and wages generates 2SLS estimates of economic returns to education ranging from 6.8 to 10.6 percent. These 2SLS estimates are close to and not significantly different from the OLS estimates. Therefore, these estimates

TABLE 8—EVALUATION OF THE PROGRAM'S NET RETURN

	Deadweight loss coefficient			
	0.2		0.6	
	(1)	(2)	(3)	(4)
<i>Panel A: Results</i>				
Control for year of birth*enrollment rate	No	Yes	No	Yes
First year where benefit > costs (discount rate = 5 percent)				
In annual value	1996	1996	1997	1997
In discounted sum	2005	2002	2009	2005
Discounted sum of net benefits in 2050 (growth rate after 1997 = 5 percent, discount rate 5 percent)				
In million 1990 U.S.\$	13,025	13,096	11,340	18,807
As a fraction of Indonesia's GDP in 1973	0.30	0.36	0.31	0.52
Divided by initial costs	24.1	24.2	21.0	35.0
Discounted sum of net benefits in 2050 (growth rate after 1997 = 2 percent, discount rate 5 percent)				
In million 1990 U.S.\$	6,691	11,589	5,008	9,905
As a fraction of Indonesia's GDP in 1973	0.18	0.32	0.14	0.27
Divided by initial costs	12.4	21.4	9.26	18.3
Discounted sum of net benefits in 2050 (growth rate from 1973 = 2 percent, discount rate 5 percent)				
In million 1990 U.S.\$	-631.6	1,200	-2,315	-483
As a fraction of Indonesia's GDP in 1973	-0.017	0.033	-0.063	-0.013
Divided by initial costs	-1.16	2.22	-4.28	-0.89
Internal rate of return <sup>a</sup>				
Growth rate after 1997 = 5 percent	0.102	0.118	0.0895	0.105
Growth rate after 1997 = 2 percent	0.088	0.106	0.0750	0.0915
Growth rate from 1973 = 2 percent	0.0443	0.059	0.0326	0.0467
<i>Panel B: Assumptions and Parameters</i>				
Population growth rate after 1997	0.015			
Yearly teacher's salary in 1973 (1990 U.S. dollars)	363			
Yearly teacher's salary in 1995 (1990 U.S. dollars)	2,467			
Total recurrent costs/teacher salary	1.25			
Total cost of construction (million 1990 U.S. dollars)	522			
Number of schools constructed	61,800			
Lifetime of the schools (years)	20			
Share of labor income in GDP	0.7			

*Notes:* The estimates underlying these calculations are taken from Table 5 [columns (7) and (8)]. Program effect has been set to 0 for children aged 7 or older in 1974.

<sup>a</sup> The internal rate of return is the interest rate such that the net present value of the project at infinity is 0.

do not support the view that OLS estimates of returns to education in developing countries are biased upward as a result of omitted family and community background variables, which has been argued by Behrman (1990), among others. Nor do they conform to most studies in industrialized countries, which obtain higher IV estimates than OLS estimates [see surveys in Orley Ashenfelter et al. (1999) and Card (1999)].

Both the OLS estimates and the 2SLS estimates are similar to most estimates reported for developed countries, but smaller than estimates reported in Psacharopoulos (1994) for develop-

ing economies. A number of specification checks support the causal interpretation of these estimates of the effect of the INPRES program. However, they need not generalize to other contexts. First, the emphasis on education in Indonesia at the time of the program created a context particularly favorable to its success. Second, the program was large and could have had general equilibrium effects on the returns to education. Since the returns to education are estimated for 1995, in an environment where the education levels were higher than when the program began, individuals' returns may be

lower than they would be in other developing countries. Finally, if returns to education are not constant, the 2SLS estimates are a weighted average of the returns to education for people who are affected by the instruments (Angrist and Imbens, 1995). The INPRES program induced variation only at the primary school level. Returns to secondary education may be different. In particular, flexible OLS specifications allowing the returns to education to vary by year suggest that returns to education may be convex in developing countries (Strauss and Thomas, 1995). Moreover, individuals whose education level changed because of the program may experience returns to education that differ from the population average. On one hand, those affected children likely belong to the poorest segment of the population because they were prevented from attending school by the lack of infrastructure. On the other hand, they took advantage of the opportunity once it arose. It is conceivable that only individuals with high expected returns chose to do so.

The findings reported here are important because they show that an unusually large government-administered intervention was effective in increasing both education and wages in Indonesia. This intervention was meant to increase the *quantity* of education. It is sometimes feared that the deterioration in the quality of education that might result from this type of program could offset any gain in quantity. However, the estimates reported here suggest that the program was effective in increasing not only education levels but also wages. This suggests that the combined effect of quality and quantity changes in education was an increase in human capital.

This study concentrated on estimating the private returns to education. This large increase in the education of the young cohorts, however, may have had a broader impact on the Indonesian economy. How did the economy adjust to a shock in the supply of educated workers? Studying these effects will be the object of future work.

#### REFERENCES

- Ahn, Hyungtaik and Powell, James L.** "Semi-parametric Estimation of Censored Selection Models with a Nonparametric Selection Mechanism." *Journal of Econometrics*, July 1993, 58(1–2), pp. 3–29.
- Angrist, Joshua D.** "The Economic Returns to Schooling in the West Bank and Gaza Strip." *American Economic Review*, December 1995, 85(5), pp. 1065–87.
- Angrist, Joshua D. and Imbens, Guido W.** "Two Stage Least Squares Estimation of Average Causal Effects in Models with Variable Treatment Intensity." *Journal of the American Statistical Association*, June 1995, 90(430), pp. 431–42.
- Ashenfelter, Orley; Harmon, Colm P. and Oosterbeek, Hessel.** "A Review of Estimates of the Schooling/Earnings Relationship." *Labor Economics*, November 1999, 6(4), pp. 453–70.
- Behrman, Jere R.** "The Action of Human Resources and Poverty on One Another: What We Have Yet to Learn." World Bank Living Standards Measurement Studies Working Paper No. 74, 1990.
- Card, David.** "The Causal Effect of Education on Earnings," in Orley Ashenfelter and David Card, eds., *Handbook of labor economics*. Amsterdam: North-Holland, 1999, pp. 1802–63.
- Card, David and Krueger, Alan.** "Does School Quality Matter? Returns to Education and the Characteristics of Public Schools in the United States." *Journal of Political Economy*, February 1992, 100(1), pp. 1–40.
- Card, David and Lemieux, Thomas.** "Earnings, Education and the Canadian GI Bill." National Bureau of Economic Research (Cambridge, MA) Working Paper No. 6718, September 1998.
- Daroeman, Ruth.** "Finance of Education." *Bulletin of Indonesian Economic Studies*, December 1971, Pts. 1 and 2, 7(3), pp. 61–95.
- Duflo, Esther.** "Schooling and Labor Market Consequences of School Construction in Indonesia: Evidence from an Unusual Policy Experiment." National Bureau of Economic Research (Cambridge, MA) Working Paper No. 7860, August 2000.
- Heckman, James J. and Hotz, V. Joseph.** "Choosing Among Alternative Non Experimental Methods for Estimating the Impact of Social Programs: The Case of Manpower Training." *Journal of the American Statistical Association*, December 1989, 84(408), pp. 862–74.

**Psacharopoulos, George.** "Returns to Investments in Education: A Global Update." *World Development*, September 1994, 22(9), pp. 1325–43.

**Rosenzweig, Mark R. and Wolpin, Kenneth I.** "Migration Selectivity and the Effects of Public Programs." *Journal of Public Economics*, December 1988, 37(3), pp. 265–89.

**Strauss, John and Thomas, Duncan.** "Human Re-

sources: Empirical Modeling of Household and Family Decisions," in Jere Behrman and T. N. Srinivasan, eds., *Handbook of development economics*. Amsterdam: North-Holland, 1995, 3A(9), pp. 1885–2023.

**World Bank.** "Indonesia: Strategy for a Sustained Reduction in Poverty." Washington, DC: World Bank Country Study, 1990.

**This article has been cited by:**

1. Lele Li, Qiao Yu. 2021. Does the separating of hospital revenue from drug sales reduce the burden on patients? Evidence from China. *International Journal for Equity in Health* **20**:1. . [[Crossref](#)]
2. Laurent Bossavie, Harold Alderman, John Giles, Cem Mete. 2021. The effect of height on earnings: Is stature just a proxy for cognitive and non-cognitive skills?. *Economics & Human Biology* **43**, 101046. [[Crossref](#)]
3. Guilhem Cassan, Milan Van Steenvoort. 2021. Political regime and COVID 19 death rate: Efficient, biasing or simply different autocracies?An econometric analysis. *SSM - Population Health* **16**, 100912. [[Crossref](#)]
4. Xinyan Liu, Yunjiao Xu. 2021. Unexpected opportunity for girls: Earthquake, disaster relief and female education in China's poor counties. *China Economic Review* **70**, 101701. [[Crossref](#)]
5. Duman Bahrami-Rad. 2021. Keeping it in the family: Female inheritance, inmarriage, and the status of women. *Journal of Development Economics* **153**, 102714. [[Crossref](#)]
6. Zeldia Brutti, Daniel Montolio. 2021. Preventing criminal minds: Early education access and adult offending behavior. *Journal of Economic Behavior & Organization* **191**, 97-126. [[Crossref](#)]
7. Michelle Kaffenberger, Lant Pritchett. 2021. Effective investment in women's futures: Schooling with learning. *International Journal of Educational Development* **86**, 102464. [[Crossref](#)]
8. Shouro Dasgupta, Elizabeth J. Z. Robinson. 2021. Food Insecurity, Safety Nets, and Coping Strategies during the COVID-19 Pandemic: Multi-Country Evidence from Sub-Saharan Africa. *International Journal of Environmental Research and Public Health* **18**:19, 9997. [[Crossref](#)]
9. Hai-Anh H. Dang, Trung X. Hoang, Ha Nguyen. 2021. The Long-Run and Gender-Equalizing Impacts of School Access: Evidence from the First Indochina War. *Economic Development and Cultural Change* **70**:1, 453-484. [[Crossref](#)]
10. Emily Hannum, Xiaoying Liu, Fan Wang. 2021. Estimating the Effects of Educational System Consolidation: The Case of China's Rural School Closure Initiative. *Economic Development and Cultural Change* **70**:1, 485-528. [[Crossref](#)]
11. Shelley Liu. 2021. How war-related deprivation affects political participation: Evidence from education loss in Liberia. *Journal of Peace Research* **80**, 002234332110194. [[Crossref](#)]
12. Maliha Abubakari. 2021. Leaving No one behind: tracking the effectiveness of the Global Partnership for Education Grant in Ghana. *Development in Practice* **115**, 1-11. [[Crossref](#)]
13. Raymond Boadi Frempong, Lucas Kitzmüller, David Stadelmann. 2021. A micro-based approach to evaluate the effect of water supply on health in Uganda. *World Development* **145**, 105522. [[Crossref](#)]
14. Masagus M. Ridhwan. 2021. Spatial wage differentials and agglomeration externalities: Evidence from Indonesian microdata. *Economic Analysis and Policy* **71**, 573-591. [[Crossref](#)]
15. Daniel Araújo, Bladimir Carrillo, Breno Sampaio. 2021. The Long-Run Economic Consequences of Iodine Supplementation. *Journal of Health Economics* **79**, 102490. [[Crossref](#)]
16. Lin-Feng Yue, Jing-Ran Sun, Long-Jian Yang. 2021. The impact of fiscal centralization policies on education expenditure among Chinese local governments. *Quality & Quantity* **12**. . [[Crossref](#)]
17. CYRUS AGHAMOLLA, RICHARD T. THAKOR. 2021. Do Mandatory Disclosure Requirements for Private Firms Increase the Propensity of Going Public?. *Journal of Accounting Research* **106**. . [[Crossref](#)]
18. Bibhunandini Das, Amarendra Das. 2021. Is Distance to Secondary School a Barrier to Secondary and Higher Education in India?. *Millennial Asia* 097639962110350. [[Crossref](#)]



19. Teguh Dartanto, Canyon Keanu Can, Faizal Rahmanto Moeis, Jahen Fachrul Rezki. 2021. A Dream of Offspring: Two Decades of Intergenerational Economic Mobility in Indonesia. *Bulletin of Indonesian Economic Studies* 1-50. [[Crossref](#)]
20. Esra Kose, Elira Kuka, Na'ama Shenhav. 2021. Women's Suffrage and Children's Education. *American Economic Journal: Economic Policy* 13:3, 374-405. [[Abstract](#)] [[View PDF article](#)] [[PDF with links](#)]
21. Ravi Somani. 2021. The returns to higher education and public employment. *World Development* 144, 105471. [[Crossref](#)]
22. Alon Brav, Matthew Cain, Jonathon Zytneck. 2021. Retail Shareholder Participation in the Proxy Process: Monitoring, Engagement, and Voting. *Journal of Financial Economics* 16. . [[Crossref](#)]
23. Andrew Brudevold-Newman. 2021. Expanding access to secondary education: Evidence from a fee reduction and capacity expansion policy in kenya. *Economics of Education Review* 83, 102127. [[Crossref](#)]
24. Ali Enami, James Alm, Rodrigo Aranda. 2021. Labor versus capital in the provision of public services: Estimating the marginal products of inputs in the production of student outcomes#. *Economics of Education Review* 83, 102131. [[Crossref](#)]
25. Uzma Ahmad, Steven McIntosh, Gurleen Popli. 2021. Selection and performance in post-compulsory education. *Review of Development Economics* 12. . [[Crossref](#)]
26. M. Serkan Akturk, Michael Ketzenberg. 2021. Exploring the Competitive Dimension of Omnichannel Retailing. *Management Science* 7. . [[Crossref](#)]
27. Nilojyoti Koner, Arindam Laha. 2021. Economics of alternative models of organic farming: empirical evidences from zero budget natural farming and scientific organic farming in West Bengal, India. *International Journal of Agricultural Sustainability* 19:3-4, 255-268. [[Crossref](#)]
28. Dawoon Jung, Tushar Bharati, Seungwoo Chin. 2021. Does Education Affect Time Preference? Evidence from Indonesia. *Economic Development and Cultural Change* 69:4, 1451-1499. [[Crossref](#)]
29. Fernando Antonio Ignacio González, Maria Emma Santos, Silvia London. 2021. Persistent effects of natural disasters on human development: quasi-experimental evidence for Argentina. *Environment, Development and Sustainability* 23:7, 10432-10454. [[Crossref](#)]
30. Ila Fazzio, Alex Eble, Robin L. Lumsdaine, Peter Boone, Baboucarr Bouy, Pei-Tseng Jenny Hsieh, Chitra Jayanty, Simon Johnson, Ana Filipa Silva. 2021. Large learning gains in pockets of extreme poverty: Experimental evidence from Guinea Bissau. *Journal of Public Economics* 199, 104385. [[Crossref](#)]
31. Frédéric Aubery, David E. Sahn. 2021. Cognitive achievement production in Madagascar: a value-added model approach. *Education Economics* 73, 1-30. [[Crossref](#)]
32. Kieran Byrne, Alexander Plekhanov. 2021. Education reforms and adult skills: Evidence from Estonia. *Economics of Education Review* 82, 102106. [[Crossref](#)]
33. Natalie Bau. 2021. Can Policy Change Culture? Government Pension Plans and Traditional Kinship Practices. *American Economic Review* 111:6, 1880-1917. [[Abstract](#)] [[View PDF article](#)] [[PDF with links](#)]
34. Marianna Battaglia, Bastien Chabé-Ferret, Lara Lebedinski. 2021. Segregation, fertility, and son preference: the case of the Roma in Serbia. *Journal of Demographic Economics* 87:2, 233-260. [[Crossref](#)]
35. Esther Delesalle. 2021. The effect of the Universal Primary Education program on consumption and on the employment sector: Evidence from Tanzania. *World Development* 142, 105345. [[Crossref](#)]
36. Emilia Soldani. 2021. Public kindergarten, maternal labor supply, and earnings in the longer run: Too little too late?. *LABOUR* 35:2, 214-263. [[Crossref](#)]

37. Dany Bahar, Ana María Ibáñez, Sandra V. Rozo. 2021. Give me your tired and your poor: Impact of a large-scale amnesty program for undocumented refugees. *Journal of Development Economics* **151**, 102652. [[Crossref](#)]
38. Nuno Palma, Jaime Reis. 2021. Can autocracy promote literacy? Evidence from a cultural alignment success story. *Journal of Economic Behavior & Organization* **186**, 412-436. [[Crossref](#)]
39. Adrien Montalbo. 2021. Primary education and economic growth in nineteenth-century France. *Cliometrica* **95**. . [[Crossref](#)]
40. Jonathan Colmer. 2021. Rainfall Variability, Child Labor, and Human Capital Accumulation in Rural Ethiopia. *American Journal of Agricultural Economics* **103**:3, 858-877. [[Crossref](#)]
41. Emmanuel Saez. 2021. Public Economics and Inequality: Uncovering Our Social Nature. *AEA Papers and Proceedings* **111**, 1-26. [[Abstract](#)] [[View PDF article](#)] [[PDF with links](#)]
42. George Psacharopoulos, Victoria Collis, Harry Anthony Patrinos, Emiliana Vegas. 2021. The COVID-19 Cost of School Closures in Earnings and Income across the World. *Comparative Education Review* **65**:2, 271-287. [[Crossref](#)]
43. LEONARDO BACCINI, STEPHEN WEYMOUTH. 2021. Gone For Good: Deindustrialization, White Voter Backlash, and US Presidential Voting. *American Political Science Review* **115**:2, 550-567. [[Crossref](#)]
44. Catalina Herrera-Almanza, Ava Cas. 2021. Mitigation of Long-Term Human Capital Losses from Natural Disasters: Evidence from the Philippines. *The World Bank Economic Review* **35**:2, 436-460. [[Crossref](#)]
45. Novice Patrick Bakehe. 2021. L'école formelle constitue-t-elle la meilleure voie pour l'acquisition des compétences ? L'expérience du Cameroun. *Revue d'économie du développement* **Vol. 28**:1, 43-67. [[Crossref](#)]
46. Amanda Kennard. 2021. My Brother's Keeper: Other-regarding preferences and concern for global climate change. *The Review of International Organizations* **16**:2, 345-376. [[Crossref](#)]
47. Hans-Peter Y. Qvist, Anders Holm, Martin D. Munk. 2021. Demand and Supply Effects and Returns to College Education: Evidence from a Natural Experiment with Engineers in Denmark\*. *The Scandinavian Journal of Economics* **123**:2, 676-704. [[Crossref](#)]
48. Tarrara Alves Horsth, Fernanda Maria de Almeida, Wesley de Almeida Mendes. 2021. Medidas institucionais e econômicas do PAC: A recriação da Sudam e da Sudene e o desenvolvimento regional. *Latin American Research Review* **56**:1, 98-112. [[Crossref](#)]
49. Muhammad Reehan Hameed, Hafsa Batool, Arman Khan, Iftakhar Ahmed, Naeem Ur Rehman. 2021. SUSTAINABLE DEVELOPMENT GOALS CHALLENGES AND STRATEGIES FOR SOUTH ASIAN COUNTRIES. *Humanities & Social Sciences Reviews* **9**:2, 464-474. [[Crossref](#)]
50. Z. Eylem Gevrek, Pinar Kunt, Heinrich W. Ursprung. 2021. Education, political discontent, and emigration intentions: evidence from a natural experiment in Turkey. *Public Choice* **186**:3-4, 563-585. [[Crossref](#)]
51. Pepita Barlow. 2021. The Effect of Schooling on Women's Overweight and Obesity: A Natural Experiment in Nigeria. *Demography* . [[Crossref](#)]
52. Stefanos Chanis, Konstantinos Eleftheriou, Stamatina Hadjidema, Vasileios Katavelis. 2021. Tell me who your co-worker is and I will tell you how much you earn: human capital spillovers in the Greek health sector. *Journal of Education and Work* **34**:2, 128-142. [[Crossref](#)]
53. Stefan Speckesser, Lei Xu. 2021. Return to apprenticeships: a comparison between existing apprentices and newly recruited apprentices. *Oxford Economic Papers* **57**. . [[Crossref](#)]
54. Sophia Kan, Stephan Klasen. 2021. Evaluating universal primary education in Uganda: School fee abolition and educational outcomes. *Review of Development Economics* **25**:1, 116-147. [[Crossref](#)]

55. Amer Hasan, Haeil Jung, Angela Kinnell, Amelia Maika, Nozomi Nakajima, Menno Pradhan. 2021. Contrasting Experiences: Understanding the Longer-Term Impact of Improving Access to Pre-Primary Education in Rural Indonesia. *Journal of Research on Educational Effectiveness* 14:1, 28-56. [[Crossref](#)]
56. Le Tang, Shiyu Sun, Weiguo Yang. 2021. Investments in human capital: The evidence from China's new rural pension scheme. *Research in International Business and Finance* 55, 101345. [[Crossref](#)]
57. Isti Hidayati, Claudia Yamu, Wendy Guan Zhen Tan, Ronald L. Holzhaecker. Understanding Mobility Inequality in Jakarta with Space Syntax 183-206. [[Crossref](#)]
58. Lyliana E. Gayoso de Ervin. 2021. Can Compulsory Schooling Reduce Language-Based Educational Gaps? Evidence from a Policy Change in Paraguay. *Economic Development and Cultural Change* 69:2, 569-589. [[Crossref](#)]
59. Davide Cantoni, Noam Yuchtman. Historical natural experiments: bridging economics and economic history 213-241. [[Crossref](#)]
60. Mario Leccese. 2021. Disruptive Competition and the Cost of Leveling the Playing Field: Evidence from the Taxi Industry. *SSRN Electronic Journal* 104. . [[Crossref](#)]
61. Abubakr Ayesh. 2021. Does Violence in Non-War Zones Impact Labor Market Outcomes. *SSRN Electronic Journal* . [[Crossref](#)]
62. Abubakr Ayesh. 2021. Mass Involuntary Migration and Educational Outcomes. *SSRN Electronic Journal* 126. . [[Crossref](#)]
63. Raoul van Maarseveen. 2021. Urban migration and wages: evidence from childhood migration in Brazil. *SSRN Electronic Journal* . [[Crossref](#)]
64. Raoul van Maarseveen. 2021. The Effect of Urban Migration on Educational Attainment: Evidence from Africa. *SSRN Electronic Journal* 12. . [[Crossref](#)]
65. Angélique Bernabé, Boubacar Diop, Martino Pelli, Jeanne Tschopp. 2021. Childhood Exposure to Storms and Long-Term Educational Attainments in India. *SSRN Electronic Journal* 122. . [[Crossref](#)]
66. Daniel Rodriguez-Segura, Brian Heseung Kim. 2021. The last mile in school access: Mapping education deserts in developing countries. *Development Engineering* 6, 100064. [[Crossref](#)]
67. David K. Evans, Maryam Akmal, Pamela Jakiela. 2021. Gender gaps in education: The long view 1. *IZA Journal of Development and Migration* 12:1. . [[Crossref](#)]
68. HUONG VO. 2020. URBANIZATION AND MIGRANT WORKERS' CITIZENSHIP: THE CASE OF VIETNAM. *The Singapore Economic Review* 65:supp01, 211-232. [[Crossref](#)]
69. Olive Nsababera. 2020. Refugee camps – A lasting legacy? Evidence on long-term health impact. *Economics & Human Biology* 39, 100926. [[Crossref](#)]
70. Hiroko Okudaira. 2020. Regulating the timing of job search: evidence from the labor market for new college graduates. *Labour Economics* 67, 101941. [[Crossref](#)]
71. Niels-Hugo Blunch, Nabanita Datta Gupta. 2020. Mothers' health knowledge for children with diarrhea: who you are or who you know?. *Review of Economics of the Household* 18:4, 1131-1164. [[Crossref](#)]
72. Yubilianto. 2020. Return to education and financial value of investment in higher education in Indonesia. *Journal of Economic Structures* 9:1. . [[Crossref](#)]
73. Lokendra Phadera. 2020. Unfortunate Moms and Unfortunate Children: Impact of the Nepali Civil War on Women's Stature and Intergenerational Health. *Journal of Health Economics* 102410. [[Crossref](#)]
74. Martin Foureaux Koppensteiner, Jesse Matheson. 2020. Secondary Schools and Teenage Childbearing: Evidence from the School Expansion in Brazilian Municipalities. *The World Bank Economic Review* 95. . [[Crossref](#)]

75. Harry Anthony Patrinos, George Psacharopoulos, Aysit Tansel. 2020. Private and Social Returns to Investment in Education: the Case of Turkey with Alternative Methods. *Applied Economics* **22**, 1-21. [[Crossref](#)]
76. Charles E. Eesley, Yong Suk Lee. 2020. Do university entrepreneurship programs promote entrepreneurship?. *Strategic Management Journal* **47**. . [[Crossref](#)]
77. Michael Albertus, Mauricio Espinoza, Ricardo Fort. 2020. Land reform and human capital development: Evidence from Peru. *Journal of Development Economics* **147**, 102540. [[Crossref](#)]
78. Yi Chen, Ziyang Fan, Xiaomin Gu, Li-An Zhou. 2020. Arrival of Young Talent: The Send-Down Movement and Rural Education in China. *American Economic Review* **110**:11, 3393-3430. [[Abstract](#)] [[View PDF article](#)] [[PDF with links](#)]
79. Bin Tang, Yue Wang, Yujuan Gao, Shijin Wu, Haoyang Li, Yang Chen, Yaojiang Shi. 2020. The Effect of Boarding on the Mental Health of Primary School Students in Western Rural China. *International Journal of Environmental Research and Public Health* **17**:21, 8200. [[Crossref](#)]
80. Ghadir Asadi. 2020. Parents' investments in the quality of education: the case of Ghana. *Education Economics* **28**:6, 621-646. [[Crossref](#)]
81. Seyed M. Karimi, Golnaz Taghvatalab. 2020. Access to higher education and the likelihood of being married. *The Quarterly Review of Economics and Finance* **78**, 22-33. [[Crossref](#)]
82. Ting Chen, James Kai-sing Kung, Chicheng Ma. 2020. Long Live Keju! The Persistent Effects of China's Civil Examination System. *The Economic Journal* **130**:631, 2030-2064. [[Crossref](#)]
83. Biplab Kumar Datta, Muhammad Jami Husain, Ishtiaque Fazlul. 2020. Tobacco control and household tobacco consumption: A tale of two educational groups. *Health Economics* **29**:10, 1117-1131. [[Crossref](#)]
84. Weixiao Wu, Chang Hong, Andrew Muhammad. 2020. The Spillover effect of export processing zones. *China Economic Review* **63**, 101478. [[Crossref](#)]
85. Vinish Shrestha, Rashesh Shrestha. 2020. Multigenerational Effects of Education Reform: Mother's Education and Children's Human Capital in Nepal. *The World Bank Economic Review* **34**:3, 698-729. [[Crossref](#)]
86. Kehinde F. Ajayi, Phillip H. Ross. 2020. The Effects of Education on Financial Outcomes: Evidence from Kenya. *Economic Development and Cultural Change* **69**:1, 253-289. [[Crossref](#)]
87. Leopoldo Fergusson, Ana María Ibáñez, Juan Felipe Riaño. 2020. Conflict, Educational Attainment, and Structural Transformation: La Violencia in Colombia. *Economic Development and Cultural Change* **69**:1, 335-371. [[Crossref](#)]
88. Fernanda Martínez Flores. 2020. The Effects of Enhanced Enforcement at Mexico's Southern Border: Evidence From Central American Deportees. *Demography* **57**:5, 1597-1623. [[Crossref](#)]
89. Manon Garrouste, Meryam Zaiem. 2020. School supply constraints in track choices: A French study using high school openings. *Economics of Education Review* **78**, 102041. [[Crossref](#)]
90. Joseph B. Ajefu, Jacqueline Moodley. 2020. Parental Disability and Children's Educational Outcomes: Evidence from Tanzania. *Journal of Human Development and Capabilities* **21**:4, 339-354. [[Crossref](#)]
91. Maulik Jagnani, Gaurav Khanna. 2020. The effects of elite public colleges on primary and secondary schooling markets in India. *Journal of Development Economics* **146**, 102512. [[Crossref](#)]
92. Clément de Chaisemartin, Xavier D'Haultfœuille. 2020. Two-Way Fixed Effects Estimators with Heterogeneous Treatment Effects. *American Economic Review* **110**:9, 2964-2996. [[Abstract](#)] [[View PDF article](#)] [[PDF with links](#)]
93. Diane Charlton, J. Edward Taylor. 2020. Rural school access and the agricultural transformation. *Agricultural Economics* **51**:5, 641-654. [[Crossref](#)]

94. Perrier Carmelle Fouelefack, Luc Nembot Ndeffo, Windkouni Haoua Eugenie Maiga. 2020. Infrastructures éducatives et achèvement des études en contexte camerounais de décentralisation. *African Development Review* 32:3, 327-337. [[Crossref](#)]
95. Martin Mulwa, Timothy Gichana. 2020. Does education reduce gender differentials in labor market participation? A Kenyan perspective. *African Development Review* 32:3, 446-458. [[Crossref](#)]
96. Bladimir Carrillo. 2020. Present Bias and Underinvestment in Education? Long-Run Effects of Childhood Exposure to Booms in Colombia. *Journal of Labor Economics* 000-000. [[Crossref](#)]
97. Rajius Idzalika, Maria C. Lo Bue. 2020. Educational Opportunities in Indonesia: Are Factors Outside Individual Responsibility Persistent Over Time?. *The Journal of Development Studies* 56:8, 1473-1488. [[Crossref](#)]
98. Hugo A. Garcia, Dustin Eicke, Jon McNaughtan, Yvonne Harwood. 2020. Understanding Dual Credit Programs: Perspectives from Faculty, Staff, and Administrators. *Community College Journal of Research and Practice* 44:8, 584-594. [[Crossref](#)]
99. Plamen Nikolov, Nusrat Jimi, Jerry Chang. 2020. The Importance of Cognitive Domains and the Returns to Schooling in South Africa: Evidence from Two Labor Surveys. *Labour Economics* 65, 101849. [[Crossref](#)]
100. Anna Linder, Ulf-G. Gerdtham, Nadja Trygg, Sara Fritzell, Sanjib Saha. 2020. Inequalities in the economic consequences of depression and anxiety in Europe: a systematic scoping review. *European Journal of Public Health* 30:4, 767-777. [[Crossref](#)]
101. Rachel Heath, Xu Tan. 2020. Intrahousehold Bargaining, Female Autonomy, and Labor Supply: Theory and Evidence from India. *Journal of the European Economic Association* 18:4, 1928-1968. [[Crossref](#)]
102. Francis Menjo Baye, Boniface Ngah Epo, Jean Ndenzako. 2020. Female education and full-time employment in Guinea: an ambiguous relationship. *Labor History* 61:3-4, 267-285. [[Crossref](#)]
103. Ingrid Harvold Kvangraven. 2020. Nobel Rebels in Disguise — Assessing the Rise and Rule of the Randomistas. *Review of Political Economy* 32:3, 305-341. [[Crossref](#)]
104. Ligia Alba Melo-Becerra, Lucas Wilfried Hahn-De-Castro, Dalma Sofia Ariza, Cristian Oswaldo Carmona. 2020. Efficiency of local public education in a decentralized context. *International Journal of Educational Development* 76, 102194. [[Crossref](#)]
105. Benjamin A. Olken. 2020. Banerjee, Duflo, Kremer, and the Rise of Modern Development Economics\*. *The Scandinavian Journal of Economics* 122:3, 853-878. [[Crossref](#)]
106. Lauren Hoehn-Velasco. 2020. The Long-term Impact of Preventative Public Health Programs. *The Economic Journal* 106. . [[Crossref](#)]
107. Kazuya Masuda, Muhammad Halley Yudhistira. 2020. Does education secularize the Islamic population? The effect of years of schooling on religiosity, voting, and pluralism in Indonesia. *World Development* 130, 104915. [[Crossref](#)]
108. Anaka Aiyar, Srinivas Venugopal. 2020. Addressing the Ethical Challenge of Market Inclusion in Base-of-the-Pyramid Markets: A Macromarketing Approach. *Journal of Business Ethics* 164:2, 243-260. [[Crossref](#)]
109. Saibal Ghosh. 2020. Bank Lending and Monetary Transmission: Does Politics Matter?. *Journal of Quantitative Economics* 18:2, 359-381. [[Crossref](#)]
110. Naikang Feng. 2020. The Effect of Sibling Size on Children's Educational Attainment: Evidence from Indonesia. *ECNU Review of Education* 120, 209653112092170. [[Crossref](#)]
111. Chan Hang Saing, Harounan Kazianga. 2020. The Long-Term Impacts of Violent Conflicts on Human Capital: US Bombing and, Education, Earnings, Health, Fertility and Marriage in Cambodia. *The Journal of Development Studies* 56:5, 874-889. [[Crossref](#)]

112. Samuel Bazzi, Gabriel Koehler-Derrick, Benjamin Marx. 2020. The Institutional Foundations of Religious Politics: Evidence from Indonesia\*. *The Quarterly Journal of Economics* **135:2**, 845-911. [[Crossref](#)]
113. Gaurav Khanna. 2020. Does Affirmative Action Incentivize Schooling? Evidence from India. *The Review of Economics and Statistics* **102:2**, 219-233. [[Crossref](#)]
114. Hugo Reis. 2020. GIRLS' SCHOOLING CHOICES AND HOME PRODUCTION: EVIDENCE FROM PAKISTAN. *International Economic Review* **61:2**, 783-819. [[Crossref](#)]
115. Jose Eos Trinidad. 2020. Material resources, school climate, and achievement variations in the Philippines: Insights from PISA 2018. *International Journal of Educational Development* **75**, 102174. [[Crossref](#)]
116. Jenny C. Aker, Christopher Ksoll. 2020. Can ABC Lead to Sustained 123? The Medium-Term Effects of a Technology-Enhanced Adult Education Program. *Economic Development and Cultural Change* **68:3**, 1081-1102. [[Crossref](#)]
117. Youjin Hahn, Asadul Islam, Eleonora Patacchini, Yves Zenou. 2020. Friendship and Female Education: Evidence from a Field Experiment in Bangladeshi Primary Schools. *The Economic Journal* **130:627**, 740-764. [[Crossref](#)]
118. Sandra Cavaco, Patricia Crifo, Aymeric Guidoux. 2020. Corporate Social Responsibility and Governance: The Role of Executive Compensation. *Industrial Relations: A Journal of Economy and Society* **59:2**, 240-274. [[Crossref](#)]
119. Can Tang, Liqiu Zhao, Zhong Zhao. 2020. Does free education help combat child labor? The effect of a free compulsory education reform in rural China. *Journal of Population Economics* **33:2**, 601-631. [[Crossref](#)]
120. Stephen O'Neill, Noemi Kreif, Matt Sutton, Richard Grieve. 2020. A comparison of methods for health policy evaluation with controlled pre-post designs. *Health Services Research* **55:2**, 328-338. [[Crossref](#)]
121. Somdeep Chatterjee. 2020. From better schools to better nourishment: evidence from a school-building program in India. *IZA Journal of Labor Policy* **10:1**. . [[Crossref](#)]
122. T. ZWANE. 2020. The Causal Effect of Education on Earnings in Urban and Rural South Africa: a Further Update. *Demography and social economy* **14:1**, 79-94. [[Crossref](#)]
123. Denis Anne, Sylvain Chareyron, Yannick L'Horty. 2020. In the army now...Evaluating an intensive training program for youth. *Education Economics* **28:2**, 196-210. [[Crossref](#)]
124. Yi Chen, Sheng Jiang, Li-An Zhou. 2020. Estimating returns to education in urban China: Evidence from a natural experiment in schooling reform. *Journal of Comparative Economics* **48:1**, 218-233. [[Crossref](#)]
125. Qingyang Huang, Chang Liu, Li-An Zhou. 2020. Farewell to the God of Plague: Estimating the effects of China's Universal Salt Iodization on educational outcomes. *Journal of Comparative Economics* **48:1**, 20-36. [[Crossref](#)]
126. Pedro Gomes, Matilde P. Machado. 2020. LITERACY AND PRIMARY SCHOOL EXPANSION IN PORTUGAL: 1940-62. *Revista de Historia Económica / Journal of Iberian and Latin American Economic History* **38:1**, 111-145. [[Crossref](#)]
127. Yatang Lin, Yu Qin, Yang Yang, Hongjia Zhu. 2020. Can price regulation increase land-use intensity? Evidence from China's industrial land market. *Regional Science and Urban Economics* **81**, 103501. [[Crossref](#)]
128. Alexandra Hartman, Florian G. Kern. 2020. How to know what works in alleviating poverty: Learning from experimental approaches in qualitative research. *World Development* **127**, 104804. [[Crossref](#)]



129. Bladimir Carrillo. 2020. Early Rainfall Shocks and Later-Life Outcomes: Evidence from Colombia. *The World Bank Economic Review* **34**:1, 179-209. [[Crossref](#)]
130. Rui Albuquerque, Zicheng Lei, Jörg Rocholl, Chendi Zhang. 2020. Citizens United vs. FEC and corporate political activism. *Journal of Corporate Finance* **60**, 101547. [[Crossref](#)]
131. Rakesh Basant, Gitanjali Sen. 2020. Quota-Based Affirmative Action in Higher Education: Impact on Other Backward Classes in India. *The Journal of Development Studies* **56**:2, 336-360. [[Crossref](#)]
132. Kazuya Masuda, Chikako Yamauchi. 2020. How Does Female Education Reduce Adolescent Pregnancy and Improve Child Health?: Evidence from Uganda's Universal Primary Education for Fully Treated Cohorts. *The Journal of Development Studies* **56**:1, 63-86. [[Crossref](#)]
133. Priya Shyamsundar, Sofia Ahlroth, Patricia Kristjanson, Stefanie Onder. 2020. Supporting pathways to prosperity in forest landscapes – A PRIME framework. *World Development* **125**, 104622. [[Crossref](#)]
134. Mark R Rosenzweig, Christopher Udry. 2020. External Validity in a Stochastic World: Evidence from Low-Income Countries. *The Review of Economic Studies* **87**:1, 343-381. [[Crossref](#)]
135. Melissa Dell, Benjamin A Olken. 2020. The Development Effects of the Extractive Colonial Economy: The Dutch Cultivation System in Java. *The Review of Economic Studies* **87**:1, 164-203. [[Crossref](#)]
136. Akshay Swaminathan, Menaka Narayanan, Jeff Blossom, R. Venkataramanan, Sujata Saunik, Rockli Kim, S. V. Subramanian. 2020. The State of School Infrastructure in the Assembly Constituencies of Rural India: Analysis of 11 Census Indicators from Pre-Primary to Higher Education. *International Journal of Environmental Research and Public Health* **17**:1, 296. [[Crossref](#)]
137. Harry Anthony Patrinos, George Psacharopoulos. Returns to education in developing countries 53-64. [[Crossref](#)]
138. Paul Glewwe, Sylvie Lambert, Qihui Chen. Education production functions: updated evidence from developing countries 183-215. [[Crossref](#)]
139. Gbetonmasse B. Somasse. Free Education, Schooling Outcomes, and Wages: An Inequality Analysis in Benin after the 2006 Free Tuition Policy 47-78. [[Crossref](#)]
140. Joshua D Merfeld. 2020. Moving Up or Just Surviving? Nonfarm Self-Employment in India. *American Journal of Agricultural Economics* **102**:1, 32-53. [[Crossref](#)]
141. Nivedita Sarkar. Who Completes Secondary Education in India? Examining Role of Individual and Household Characteristics 263-277. [[Crossref](#)]
142. Susmita Mitra. Socio-Economic Determinants of Secondary Education in India 245-262. [[Crossref](#)]
143. Suman Basuroy, Yongseok Kim, Davide Proserpio. 2020. Sleeping With Strangers: Estimating the Impact of Airbnb on the Local Economy. *SSRN Electronic Journal* . [[Crossref](#)]
144. Blane D. Lewis, Hieu T.M. Nguyen. 2020. Assessing the causal impact of compulsory schooling policy in Indonesia. *International Journal of Educational Research* **104**, 101693. [[Crossref](#)]
145. Alessio Mitra. 2020. Should You Want An Educated Mayor? Evidence from Close Elections in Italy. *SSRN Electronic Journal* . [[Crossref](#)]
146. Yucheng Wang. 2020. Road to Free labour Market: The Impact of Abolition of Job Assignment Reform in China. *SSRN Electronic Journal* . [[Crossref](#)]
147. Guan Gong, Gordon Liu, Ding Lu, James G. Wen, Huizhong Zhou. 2020. Was China's Send-down Movement Really a Blessing for Rural Education and Economic Development?. *SSRN Electronic Journal* . [[Crossref](#)]
148. Peter S. Park. 2020. The Evolution of Cognitive Biases in Human Learning. *SSRN Electronic Journal* . [[Crossref](#)]

149. Zihui Zhao. 2020. Does Compulsory Schooling Skew the Sex Ratio: Evidence from China. *SSRN Electronic Journal* . [[Crossref](#)]
150. Li-Chen Chou, Wan-Hao Zhang, Zixuan Hu. 2020. Influences of the Cultural Revolution on the education and wages of today's Chinese laborers. *Economic Research-Ekonomska Istraživanja* **33**:1, 456-476. [[Crossref](#)]
151. Siddhartha Sharma, Rahul Telang, Alejandro Zentner. 2020. The Impact of Digital Book Readers on Print Sales: Analysis using Genre Exposure Heterogeneity. *SSRN Electronic Journal* **76**. . [[Crossref](#)]
152. Brian Wampler, Natasha Borges Sugiyama, Michael Touchton. Democracy at Work **57**, . [[Crossref](#)]
153. Shinta Puspasari. 2019. Pengaruh Partisipasi Angkatan Kerja Terdidik Terhadap Pertumbuhan Ekonomi di Indonesia: Perspektif Modal Manusia. *Jurnal Ilmu Administrasi: Media Pengembangan Ilmu dan Praktek Administrasi* **16**:2, 194-209. [[Crossref](#)]
154. Huzeyfe Torun, Semih Tumen. 2019. Do vocational high school graduates have better employment outcomes than general high school graduates?. *International Journal of Manpower* **40**:8, 1364-1388. [[Crossref](#)]
155. Mengyun Lin, Qing Wang. 2019. Center-based childcare expansion and grandparents' employment and well-being. *Social Science & Medicine* **240**, 112547. [[Crossref](#)]
156. Ben Backes, Michael Hansen, Zeyu Xu, Victoria Brady. 2019. Examining Spillover Effects From Teach For America Corps Members in Miami-Dade County Public Schools. *Journal of Teacher Education* **70**:5, 453-471. [[Crossref](#)]
157. Nathan Nunn. 2019. Rethinking economic development. *Canadian Journal of Economics/Revue canadienne d'économique* **52**:4, 1349-1373. [[Crossref](#)]
158. Rossella Calvi. 2019. Why Are Older Women Missing in India? The Age Profile of Bargaining Power and Poverty. *Journal of Political Economy* . [[Crossref](#)]
159. Niels-Hugo Blunch. I Will Survive 283-298. [[Crossref](#)]
160. Christopher Hoy, Darian Naidoo. 2019. The Marginal Benefit of an Active Labor Market Program Relative to a Public Works Program: Evidence from Papua New Guinea. *IZA Journal of Development and Migration* **10**:1. . [[Crossref](#)]
161. . Targeting Places and People Left Behind 275-296. [[Crossref](#)]
162. John Giles, Albert Park, Meiyang Wang. 2019. The Great Proletarian Cultural Revolution, Disruptions to Education, and the Returns to Schooling in Urban China. *Economic Development and Cultural Change* **68**:1, 131-164. [[Crossref](#)]
163. Mariaflavia Harari. 2019. Women's Inheritance Rights and Bargaining Power: Evidence from Kenya. *Economic Development and Cultural Change* **68**:1, 189-238. [[Crossref](#)]
164. Liliana Andriano, Christiaan W. S. Monden. 2019. The Causal Effect of Maternal Education on Child Mortality: Evidence From a Quasi-Experiment in Malawi and Uganda. *Demography* **56**:5, 1765-1790. [[Crossref](#)]
165. Joseph Boniface Ajefu. 2019. Measuring the causal effect of women's schooling on contraceptive use in Nigeria. *Development Southern Africa* **36**:5, 716-729. [[Crossref](#)]
166. Toshiaki Aizawa. 2019. Impacts of the community block grant programme on school resources, environment and management in Indonesia. *Education Economics* **27**:5, 521-545. [[Crossref](#)]
167. Laura Marquez-Ramos, Estefania Mourelle. 2019. Education and economic growth: an empirical analysis of nonlinearities. *Applied Economic Analysis* **27**:79, 21-45. [[Crossref](#)]
168. Santiago López-Cariboni, Xun Cao. 2019. When do authoritarian rulers educate: Trade competition and human capital investment in Non-Democracies. *The Review of International Organizations* **14**:3, 367-405. [[Crossref](#)]

169. Ya Gao, Xiuting Li, Jichang Dong. 2019. Does Housing Policy Sustainability Matter? Evidence from China. *Sustainability* **11**:17, 4761. [[Crossref](#)]
170. Raúl Bajo-Buenestado, Miguel Ángel Borrella-Mas. 2019. Passing-through taxes beyond borders with a cobra effect. *Journal of Public Economics* **177**, 104040. [[Crossref](#)]
171. Efe Atabay, Ilona Vincent, Amy Raub, Jody Heymann, Arijit Nandi. 2019. Data Resource Profile: PROSPERED Longitudinal Social Policy Databases. *International Journal of Epidemiology* **112**. . [[Crossref](#)]
172. Mingming Ma. 2019. Does children's education matter for parents' health and cognition? Evidence from China. *Journal of Health Economics* **66**, 222-240. [[Crossref](#)]
173. Badi H. Baltagi, Alfonso Flores-Lagunes, Haci M. Karatas. 2019. The effect of education on health: Evidence from the 1997 compulsory schooling reform in Turkey. *Regional Science and Urban Economics* **77**, 205-221. [[Crossref](#)]
174. Maria C. Lo Bue. 2019. Early Childhood during Indonesia's Wildfires: Health Outcomes and Long-Run Schooling Achievements. *Economic Development and Cultural Change* **67**:4, 969-1003. [[Crossref](#)]
175. Kenneth Shores, Matthew P. Steinberg. 2019. Schooling During the Great Recession: Patterns of School Spending and Student Achievement Using Population Data. *AERA Open* **5**:3, 233285841987743. [[Crossref](#)]
176. Lazarus Muchabaiwa, Josue Mbonigaba. 2019. Impact of the adolescent and youth sexual and reproductive health strategy on service utilisation and health outcomes in Zimbabwe. *PLOS ONE* **14**:6, e0218588. [[Crossref](#)]
177. Laura Dague, Joanna N Lahey. 2019. Causal Inference Methods: Lessons from Applied Microeconomics. *Journal of Public Administration Research and Theory* **29**:3, 511-529. [[Crossref](#)]
178. Amy Damon, Paul Glewwe, Suzanne Wisniewski, Bixuan Sun. 2019. What education policies and programmes affect learning and time in school in developing countries? A review of evaluations from 1990 to 2014. *Review of Education* **7**:2, 295-387. [[Crossref](#)]
179. Ferry Prasetyia. 2019. The role of local government policy on secondary school enrolment decision in Indonesia. *Eurasian Economic Review* **9**:2, 139-172. [[Crossref](#)]
180. Ozkan Eren, Masayuki Onda, Bulent Unel. 2019. Effects of FDI on entrepreneurship: Evidence from Right-to-Work and non-Right-to-Work states. *Labour Economics* **58**, 98-109. [[Crossref](#)]
181. Mark M. Pitt, Nidhiya Menon. 2019. Spatial Decentralization and Programme Evaluation: Theory and an Example. *Oxford Bulletin of Economics and Statistics* **81**:3, 511-539. [[Crossref](#)]
182. Alex Eble, Feng Hu. 2019. Does primary school duration matter? Evaluating the consequences of a large Chinese policy experiment. *Economics of Education Review* **70**, 61-74. [[Crossref](#)]
183. Bhashkar Mazumder, Maria Rosales-Rueda, Margaret Triyana. 2019. Intergenerational Human Capital Spillovers: Indonesia's School Construction and Its Effects on the Next Generation. *AEA Papers and Proceedings* **109**, 243-249. [[Abstract](#)] [[View PDF article](#)] [[PDF with links](#)]
184. Elisabetta De Cao, Giulia La Mattina. 2019. Does Maternal Education Decrease Female Genital Cutting?. *AEA Papers and Proceedings* **109**, 100-104. [[Abstract](#)] [[View PDF article](#)] [[PDF with links](#)]
185. Dongshu Ou, Yuna Hou. 2019. Bigger Pie, Bigger Slice? The Impact of Higher Education Expansion on Educational Opportunity in China. *Research in Higher Education* **60**:3, 358-391. [[Crossref](#)]
186. Marion Aouad, Timothy T. Brown, Christopher M. Whaley. 2019. Reference pricing: The case of screening colonoscopies. *Journal of Health Economics* **65**, 246-259. [[Crossref](#)]
187. Shihe Fu, V Brian Viard. 2019. Commute costs and labor supply: evidence from a satellite campus. *Journal of Economic Geography* **19**:3, 723-752. [[Crossref](#)]

188. Caroline Krafft, Zea Branson, Taylor Flak. 2019. What's the value of a degree? Evidence from Egypt, Jordan and Tunisia. *Compare: A Journal of Comparative and International Education* **85**, 1-20. [[Crossref](#)]
189. Shengfeng Lu, Sixia Chen, Peigang Wang. 2019. Language barriers and health status of elderly migrants: Micro-evidence from China. *China Economic Review* **54**, 94-112. [[Crossref](#)]
190. Daniele Biancardi, Massimiliano Bratti. 2019. The effect of introducing a Research Evaluation Exercise on student enrolment: Evidence from Italy. *Economics of Education Review* **69**, 73-93. [[Crossref](#)]
191. Luke Chicoine. 2019. Schooling with learning: The effect of free primary education and mother tongue instruction reforms in Ethiopia. *Economics of Education Review* **69**, 94-107. [[Crossref](#)]
192. Karl-Oskar Lindgren, Sven Oskarsson, Mikael Persson. 2019. Access to education and political candidacy: Lessons from school openings in Sweden. *Economics of Education Review* **69**, 138-148. [[Crossref](#)]
193. Svenja Flechtner. 2019. Winning the Fight Against Global Poverty One Experiment at a Time?. *ORDO* **70**:1, 395-406. [[Crossref](#)]
194. Carolina Castilla. 2019. What's yours is mine, and what's mine is mine: Field experiment on income concealing between spouses in India. *Journal of Development Economics* **137**, 125-140. [[Crossref](#)]
195. Mitsuhiro Kataoka. 2019. Interprovincial differences in labour force distribution and utilization based on educational attainment in Indonesia, 2002-2015. *Regional Science Policy & Practice* **11**:1, 39-54. [[Crossref](#)]
196. Mahmoud A. A. Elsayed. 2019. Keeping Kids in School: The Long-Term Effects of Extending Compulsory Education. *Education Finance and Policy* **14**:2, 242-271. [[Crossref](#)]
197. Maisy Wong. 2019. Intergenerational Mobility in Slums: Evidence from a Field Survey in Jakarta. *Asian Development Review* **36**:1, 1-19. [[Crossref](#)]
198. Leonardo Rosa, Marcelo Martins, Martin Carnoy. 2019. Achievement gains from reconfiguring early schooling: The case of Brazil's primary education reform. *Economics of Education Review* **68**, 1-12. [[Crossref](#)]
199. J. Edward Taylor, Diane Charlton. The Farm Labor Supply: Who Does Farm Work and Who Does Not? 47-76. [[Crossref](#)]
200. Inmaculada Garcia-Mainar, Victor M. Montuenga. 2019. The signalling role of over-education and qualifications mismatch. *Journal of Policy Modeling* **41**:1, 99-119. [[Crossref](#)]
201. Radhika Joshi, Chetan Subramanian, Shailender Swaminathan. 2019. Are There Social Returns to Education in Developing Countries? Evidence from Indonesia. *Economic Development and Cultural Change* **67**:2, 315-332. [[Crossref](#)]
202. Maisy Wong. 2019. Intergenerational Mobility in Slums: Evidence from a Field Survey in Jakarta. *SSRN Electronic Journal* . [[Crossref](#)]
203. Harry Anthony Patrinos, George Psacharopoulos, Aysit Tansel. 2019. Returns to Investment in Education: The Case of Turkey. *SSRN Electronic Journal* . [[Crossref](#)]
204. Roberto Mosquera. 2019. A Blessing or a Curse? The Long-Term Effect of Resource Booms on Human Capital and Living Conditions. *SSRN Electronic Journal* . [[Crossref](#)]
205. Alon Brav, Matthew D. Cain, Jonathon Zytznick. 2019. Retail Shareholder Participation in the Proxy Process: Monitoring, Engagement, and Voting. *SSRN Electronic Journal* . [[Crossref](#)]
206. Tirthatanmoy Das, Solomon W. Polachek. Microfoundations of Earnings Differences 9-76. [[Crossref](#)]
207. Wei Si. 2019. Does Higher Education Empower Women? Evidence from China's Higher Education Expansion. *SSRN Electronic Journal* . [[Crossref](#)]

208. André Seidel. 2019. A Global Map of Amenities: Public Goods, Ethnic Divisions and Decentralization. *SSRN Electronic Journal* . [[Crossref](#)]
209. Ali Abboud. 2019. Evolution of Women's Lifetime Earnings in Response to Early Fertility Shocks. *SSRN Electronic Journal* . [[Crossref](#)]
210. Yasuyuki Sawada, Minhaj Mahmud, Mai Seki, An Le, Hikaru Kawarazaki. 2019. Fighting Against Learning Crisis in Developing Countries: A Randomized Experiment of Self-Learning at the Right Level. *SSRN Electronic Journal* . [[Crossref](#)]
211. Wonhyung Lee, Nurul Widyaningrum. 2019. Multidimensional access to financial services: Insights from Indonesia. *Progress in Development Studies* **19**:1, 21-35. [[Crossref](#)]
212. Joshua D. Merfeld. 2019. Spatially heterogeneous effects of a public works program. *Journal of Development Economics* **136**, 151-167. [[Crossref](#)]
213. Guilhem Cassan. 2019. Affirmative action, education and gender: Evidence from India. *Journal of Development Economics* **136**, 51-70. [[Crossref](#)]
214. Lina Song, Soroush Saghafian. 2019. Do Hospital Closures Improve the Efficiency and Quality of Other Hospitals?. *SSRN Electronic Journal* . [[Crossref](#)]
215. Cyrus Aghamolla, Richard T. Thakor. 2019. Do Mandatory Disclosure Requirements for Private Firms Increase the Propensity of Going Public?. *SSRN Electronic Journal* . [[Crossref](#)]
216. Yu Liu. 2018. Government extraction and firm size: Local officials' responses to fiscal distress in China. *Journal of Comparative Economics* **46**:4, 1310-1331. [[Crossref](#)]
217. Luca Repetto. 2018. Political Budget Cycles with Informed Voters: Evidence from Italy. *The Economic Journal* **128**:616, 3320-3353. [[Crossref](#)]
218. Javaeria A. Qureshi. 2018. Additional Returns to Investing in Girls' Education: Impact on Younger Sibling Human Capital. *The Economic Journal* **128**:616, 3285-3319. [[Crossref](#)]
219. Sam Arts, Lee Fleming. 2018. Paradise of Novelty—Or Loss of Human Capital? Exploring New Fields and Inventive Output. *Organization Science* **29**:6, 1074-1092. [[Crossref](#)]
220. Somdeep Chatterjee. 2018. Storage infrastructure and agricultural yield: evidence from a capital investment subsidy scheme. *Economics* **12**:1. . [[Crossref](#)]
221. Marcel Garz, Verena Pagels. 2018. Cautionary tales: Celebrities, the news media, and participation in tax amnesties. *Journal of Economic Behavior & Organization* **155**, 288-300. [[Crossref](#)]
222. Jacobus Cilliers, Ibrahim Kasirye, Clare Leaver, Pieter Serneels, Andrew Zeitlin. 2018. Pay for locally monitored performance? A welfare analysis for teacher attendance in Ugandan primary schools. *Journal of Public Economics* **167**, 69-90. [[Crossref](#)]
223. Sanchari Roy, Matthew Morton, Shrayana Bhattacharya. 2018. Hidden human capital: Self-efficacy, aspirations and achievements of adolescent and young women in India. *World Development* **111**, 161-180. [[Crossref](#)]
224. Anthony Keats. 2018. Women's schooling, fertility, and child health outcomes: Evidence from Uganda's free primary education program. *Journal of Development Economics* **135**, 142-159. [[Crossref](#)]
225. Tobias Haepf, Lidan Lyu. 2018. The impact of primary school investment reallocation on educational attainment in rural China. *Journal of the Asia Pacific Economy* **23**:4, 606-627. [[Crossref](#)]
226. Shuang Zhang. 2018. Effects of High School Closure on Education and Labor Market Outcomes in Rural China. *Economic Development and Cultural Change* **67**:1, 171-191. [[Crossref](#)]
227. Plamen Nikolov, Nusrat Jimi. 2018. What factors drive individual misperceptions of the returns to schooling in Tanzania? Some lessons for education policy. *Applied Economics* **50**:44, 4705-4723. [[Crossref](#)]



228. George Psacharopoulos, Harry Anthony Patrinos. 2018. Returns to investment in education: a decennial review of the global literature. *Education Economics* 26:5, 445-458. [[Crossref](#)]
229. Yi Che, Lei Zhang. 2018. Human Capital, Technology Adoption and Firm Performance: Impacts of China's Higher Education Expansion in the Late 1990s. *The Economic Journal* 128:614, 2282-2320. [[Crossref](#)]
230. M. Niaz Asadullah, Maliki. 2018. Madrasah for girls and private school for boys? The determinants of school type choice in rural and urban Indonesia. *International Journal of Educational Development* 62, 96-111. [[Crossref](#)]
231. Mustafa Özer, Jan Fidrmuc, Mehmet Ali Eryurt. 2018. Maternal education and childhood immunization in Turkey. *Health Economics* 27:8, 1218-1229. [[Crossref](#)]
232. Luiz Felipe Campos Fontes, Otavio Canozzi Conceição, Paulo de Andrade Jacinto. 2018. Evaluating the impact of physicians' provision on primary healthcare: Evidence from Brazil's More Doctors Program. *Health Economics* 27:8, 1284-1299. [[Crossref](#)]
233. YUHKI TAJIMA, KRISLERT SAMPHANTHARAK, KAI OSTWALD. 2018. Ethnic Segregation and Public Goods: Evidence from Indonesia. *American Political Science Review* 112:3, 637-653. [[Crossref](#)]
234. ABIGAIL WEITZMAN. 2018. DOES INCREASING WOMEN'S EDUCATION REDUCE THEIR RISK OF INTIMATE PARTNER VIOLENCE? EVIDENCE FROM AN EDUCATION POLICY REFORM. *Criminology* 56:3, 574-607. [[Crossref](#)]
235. Caroline Krafft. 2018. Is School the Best Route to Skills? Returns to Vocational School and Vocational Skills in Egypt. *The Journal of Development Studies* 54:7, 1100-1120. [[Crossref](#)]
236. Hai-Anh H. Dang, Paul W. Glewwe. 2018. Well Begun, but Aiming Higher: A Review of Vietnam's Education Trends in the past 20 Years and Emerging Challenges. *The Journal of Development Studies* 54:7, 1171-1195. [[Crossref](#)]
237. Owen Ozier. 2018. Exploiting Externalities to Estimate the Long-Term Effects of Early Childhood Deworming. *American Economic Journal: Applied Economics* 10:3, 235-262. [[Abstract](#)] [[View PDF article](#)] [[PDF with links](#)]
238. Rafael Novella. 2018. Orphanhood, Household Relationships, School Attendance and Child Labor in Zimbabwe. *Journal of International Development* 30:5, 725-744. [[Crossref](#)]
239. Shilpa Aggarwal. 2018. Do rural roads create pathways out of poverty? Evidence from India. *Journal of Development Economics* 133, 375-395. [[Crossref](#)]
240. Tamaki Morita, Kimika Yamamoto, Shunsuke Managi. 2018. The relationship between school-based career education and subsequent incomes: Empirical evidence from Japan. *Economic Analysis and Policy* 58, 70-87. [[Crossref](#)]
241. Olof Åslund, Hans Grönqvist, Caroline Hall, Jonas Vlachos. 2018. Education and criminal behavior: Insights from an expansion of upper secondary school. *Labour Economics* 52, 178-192. [[Crossref](#)]
242. Rafael J. Santos. 2018. Blessing and curse. The gold boom and local development in Colombia. *World Development* 106, 337-355. [[Crossref](#)]
243. Jan H. Pierskalla, Audrey Sacks. 2018. Unpaved Road Ahead: The Consequences of Election Cycles for Capital Expenditures. *The Journal of Politics* 80:2, 510-524. [[Crossref](#)]
244. Claudio A. Mora-García. 2018. Can Benefits from Malaria Eradication Be Increased? Evidence from Costa Rica. *Economic Development and Cultural Change* 66:3, 585-628. [[Crossref](#)]
245. C de Chaisemartin, X D'Haultfœuille. 2018. Fuzzy Differences-in-Differences. *The Review of Economic Studies* 85:2, 999-1028. [[Crossref](#)]
246. Damian Clarke. 2018. CHILDREN AND THEIR PARENTS: A REVIEW OF FERTILITY AND CAUSALITY. *Journal of Economic Surveys* 32:2, 518-540. [[Crossref](#)]



247. Niels-Hugo Blunch. 2018. A Teenager in Love: Multidimensional Human Capital and Teenage Pregnancy in Ghana. *The Journal of Development Studies* 54:3, 557-573. [[Crossref](#)]
248. Yubraj Acharya. 2018. The impact of vitamin A supplementation in childhood on adult outcomes: An exploration of mechanisms, timing of exposure, and heterogeneous effects. *Social Science & Medicine* 201, 95-102. [[Crossref](#)]
249. Colin Cannonier, Naci Mocan. 2018. THE IMPACT OF EDUCATION ON WOMEN'S PREFERENCES FOR GENDER EQUALITY: EVIDENCE FROM SIERRA LEONE. *Journal of Demographic Economics* 84:1, 3-40. [[Crossref](#)]
250. Armand Totouom, Vincent De Paul Mboutchouang, Hervé Kaffo Fotio. 2018. The Effects of Education on Labour Force Participation in Cameroon: A Gender Perspective. *African Development Review* 30:1, 45-55. [[Crossref](#)]
251. Gabriela Cruz, Rudi Rocha. 2018. Efeitos do FUNDEF/B sobre Frequência Escolar, Fluxo Escolar e Trabalho Infantil: Uma Análise com Base nos Censos de 2000 e 2010. *Estudos Econômicos (São Paulo)* 48:1, 39-75. [[Crossref](#)]
252. Miquel Pellicer. 2018. The evolution of returns to education in the Middle East and North Africa: Evidence from comparable education policy changes in Tunisia. *Economics of Education Review* 62, 183-191. [[Crossref](#)]
253. Kjell Hausken, Mthuli Ncube. 2018. Service delivery weaknesses within education and healthcare: Applying empirics from Kenya, Uganda, Tanzania, and Senegal. *Review of Development Economics* 22:1, 133-147. [[Crossref](#)]
254. Calvert W. Jones. 2018. New Approaches to Citizen-Building: Shifting Needs, Goals, and Outcomes. *Comparative Political Studies* 51:2, 165-196. [[Crossref](#)]
255. Nicola Branson, Tanya Byker. 2018. Causes and consequences of teen childbearing: Evidence from a reproductive health intervention in South Africa. *Journal of Health Economics* 57, 221-235. [[Crossref](#)]
256. Patrick M. Emerson, Bruce McGough. 2018. LEARNING ABOUT EDUCATION. *Economic Inquiry* 56:1, 263-277. [[Crossref](#)]
257. Maulik Jagnani, Gaurav Khanna. 2018. The Effects of Elite Public Colleges on Primary and Secondary Schooling Markets in India. *SSRN Electronic Journal* . [[Crossref](#)]
258. Georges Vivien Hounbouon, Julienne Liang. 2018. The Impact of Broadband Internet on Employment in France. *SSRN Electronic Journal* . [[Crossref](#)]
259. Clement de Chaisemartin, Xavier D'Haultfuille. 2018. Double Fixed Effects Estimators With Heterogeneous Treatment Effects. *SSRN Electronic Journal* . [[Crossref](#)]
260. Qingyang Huang, Chang Liu, Li-An Zhou. 2018. Farewell to the God of Plague: Estimating the Effects of Universal Salt Iodization on School Enrollment. *SSRN Electronic Journal* . [[Crossref](#)]
261. Ghadir Asadi. 2018. Parents' Investments in the Quality of Education: The Case of Ghana. *SSRN Electronic Journal* . [[Crossref](#)]
262. Duman Bahrami-Rad. 2018. Keeping It in the Family: Female Inheritance, Inmarriage, and the Status of Women. *SSRN Electronic Journal* . [[Crossref](#)]
263. Youjin Hahn, Asadul Islam, Eleonora Patacchini, Yves Zenou. 2018. Friendship and Female Education: Evidence From a Field Experiment in Bangladeshi Primary Schools. *SSRN Electronic Journal* . [[Crossref](#)]
264. Olukorede Abiona, Martin Foureaux Koppensteiner. 2018. Financial Inclusion, Shocks and Poverty: Evidence from the Expansion of Mobile Money in Tanzania. *SSRN Electronic Journal* . [[Crossref](#)]
265. Laura Dague, Joanna Lahey. 2018. Causal Inference Methods: Lessons from Applied Microeconomics. *SSRN Electronic Journal* . [[Crossref](#)]

266. Abhijit V. Banerjee, Dean Karlan, Robert Darko Osei, Hannah Trachtman, Christopher Udry. 2018. Unpacking a Multi-Faceted Program to Build Sustainable Income for the Very Poor. *SSRN Electronic Journal* . [[Crossref](#)]
267. Dhanushka Thamarapani, Marc Rockmore, Willa Friedman. 2018. The Educational and Fertility Effects of Sibling Deaths. *SSRN Electronic Journal* . [[Crossref](#)]
268. Yi Chen, Ziyang Fan, Xiaomin Gu, Li-An Zhou. 2018. Arrival of Young Talents: Send-Down Movement and Rural Education in China. *SSRN Electronic Journal* . [[Crossref](#)]
269. Belinda Archibong, Francis Annan. 2018. Harmattan Winds, Disease and Gender Gaps in Human Capital Investment. *SSRN Electronic Journal* . [[Crossref](#)]
270. David Card. Returns to Schooling 11627-11638. [[Crossref](#)]
271. Ricardo Dahis, Christiane Szerman. 2018. Administrative Unit Proliferation and Development: Evidence From Brazilian Municipalities. *SSRN Electronic Journal* . [[Crossref](#)]
272. Isha Agarwal, Matthew Baron. 2018. Inflation and Disintermediation. *SSRN Electronic Journal* **87**. . [[Crossref](#)]
273. Emily Hannum, Xiaoying Liu, Fan Wang. 2018. Estimating the Effects of Educational System Contraction: The Case of China's Rural School Closure Initiative. *SSRN Electronic Journal* . [[Crossref](#)]
274. Maurício Benegas, Márcio Veras Corrêa. 2017. (Un)equal Educational Opportunities and the Labor Market: A Theoretical Analysis. *LABOUR* **31**:4, 433-456. [[Crossref](#)]
275. Abdurrahman Aydemir, Murat G. Kirdar. 2017. Low Wage Returns to Schooling in a Developing Country: Evidence from a Major Policy Reform in Turkey. *Oxford Bulletin of Economics and Statistics* **79**:6, 1046-1086. [[Crossref](#)]
276. Christoph Strupat. 2017. Do Targeted Reproductive Health Services Matter? – The Impact of a Midwife Program in Indonesia. *Health Economics* **26**:12, 1667-1681. [[Crossref](#)]
277. Facundo Luis Crosta, Lucas Mariano Conti. 2017. Educative Effects of Bolsa Familia: Brazil in Latin American Context. *Problemy Zarzadzania* **15**:3 (70), 128-147. [[Crossref](#)]
278. Harold Alderman, Jere R. Behrman, Paul Glewwe, Lia Fernald, Susan Walker. Evidence of Impact of Interventions on Growth and Development during Early and Middle Childhood 79-98. [[Crossref](#)]
279. MARTIN J. WILLIAMS. 2017. The Political Economy of Unfinished Development Projects: Corruption, Clientelism, or Collective Choice?. *American Political Science Review* **111**:4, 705-723. [[Crossref](#)]
280. Mehtabul Azam, Chan Hang Saing. 2017. Assessing the Impact of District Primary Education Program in India. *Review of Development Economics* **21**:4, 1113-1131. [[Crossref](#)]
281. . The great schooling expansion—and those it has left behind 57-70. [[Crossref](#)]
282. Wenya Cheng. 2017. The impact of parental education on children's outcomes in China. *Journal of Chinese Economic and Business Studies* **15**:4, 423-436. [[Crossref](#)]
283. Eliana La Ferrara, Annamaria Milazzo. 2017. Customary Norms, Inheritance, and Human Capital: Evidence from a Reform of the Matrilineal System in Ghana. *American Economic Journal: Applied Economics* **9**:4, 166-185. [[Abstract](#)] [[View PDF article](#)] [[PDF with links](#)]
284. Pieter Serneels, Kathleen Beegle, Andrew Dillon. 2017. Do returns to education depend on how and whom you ask?. *Economics of Education Review* **60**, 5-19. [[Crossref](#)]
285. Kathrin M. Demmler, Stephan Klasen, Jonathan M. Nzuma, Matin Qaim. 2017. Supermarket purchase contributes to nutrition-related non-communicable diseases in urban Kenya. *PLOS ONE* **12**:9, e0185148. [[Crossref](#)]

286. Ayça Akarçay-Gürbüz, Sezgin Polat. 2017. Schooling Opportunities and Intergenerational Educational Mobility in Turkey: An IV Estimation Using Census Data. *The Journal of Development Studies* 53:9, 1396-1413. [[Crossref](#)]
287. Xiaohui Hou, Jing Zhang. 2017. The effects of public health insurance expansion on private health insurance in urban China. *International Journal of Health Economics and Management* 17:3, 359-375. [[Crossref](#)]
288. Jianglong Li, Boqiang Lin. 2017. Environmental impact of electricity relocation: A quasi-natural experiment from interregional electricity transmission. *Environmental Impact Assessment Review* 66, 151-161. [[Crossref](#)]
289. Erik Mäkelä. 2017. The effect of mass influx on labor markets: Portuguese 1974 evidence revisited. *European Economic Review* 98, 240-263. [[Crossref](#)]
290. Till Bärnighausen, Peter Tugwell, John-Arne Røttingen, Ian Shemilt, Peter Rockers, Pascal Geldsetzer, John Lavis, Jeremy Grimshaw, Karen Daniels, Annette Brown, Jacob Bor, Jeffery Tanner, Arash Rashidian, Mauricio Barreto, Sebastian Vollmer, Rifat Atun. 2017. Quasi-experimental study designs series—paper 4: uses and value. *Journal of Clinical Epidemiology* 89, 21-29. [[Crossref](#)]
291. Ehsan Latif. 2017. The Relationship between Intergenerational Educational Mobility and Public Spending: Evidence from Canada. *Economic Papers: A journal of applied economics and policy* 36:3, 335-350. [[Crossref](#)]
292. Samuel G. Weldeegzie. 2017. Growing-up Unfortunate: War and Human Capital in Ethiopia. *World Development* 96, 474-489. [[Crossref](#)]
293. Karthik Muralidharan, Nishith Prakash. 2017. Cycling to School: Increasing Secondary School Enrollment for Girls in India. *American Economic Journal: Applied Economics* 9:3, 321-350. [[Abstract](#)] [[View PDF article](#)] [[PDF with links](#)]
294. Ryan Brown, Andrea Velásquez. 2017. The effect of violent crime on the human capital accumulation of young adults. *Journal of Development Economics* 127, 1-12. [[Crossref](#)]
295. Horacio Larreguy, John Marshall. 2017. The Effect of Education on Civic and Political Engagement in Nonconsolidated Democracies: Evidence from Nigeria. *The Review of Economics and Statistics* 99:3, 387-401. [[Crossref](#)]
296. Albert Yirmiyahu, Ofir D. Rubin, Miki Malul. 2017. Does greater accessibility to higher education reduce wage inequality? The case of the Arab minority in Israel. *Studies in Higher Education* 42:6, 1071-1090. [[Crossref](#)]
297. Magda Tsaneva. 2017. Does school Matter? Learning outcomes of Indonesian children after dropping out of school. *World Development Perspectives* 6, 1-10. [[Crossref](#)]
298. Tarun Jain. 2017. Common Tongue: The Impact of Language on Educational Outcomes. *The Journal of Economic History* 77:2, 473-510. [[Crossref](#)]
299. Hans Fricke. 2017. Identification Based on Difference-in-Differences Approaches with Multiple Treatments. *Oxford Bulletin of Economics and Statistics* 79:3, 426-433. [[Crossref](#)]
300. Lu-Yi Qiu, Ling-Yun He. 2017. Can Green Traffic Policies Affect Air Quality? Evidence from A Difference-in-Difference Estimation in China. *Sustainability* 9:6, 1067. [[Crossref](#)]
301. Adriana D. Kugler, Santosh Kumar. 2017. Preference for Boys, Family Size, and Educational Attainment in India. *Demography* 54:3, 835-859. [[Crossref](#)]
302. Somdeep Chatterjee. 2017. Getting Girls to Schools! – Assessing the Impacts of a Targeted Program on Enrollment and Academic Performance. *The B.E. Journal of Economic Analysis & Policy* 17:1. . [[Crossref](#)]
303. Bénédicte de la Brière, Deon Filmer, Dena Ringold, Dominic Rohner, Karelle Samuda, Anastasiya Denisova. An Economic Rationale for Investing in Human Capital 59-87. [[Crossref](#)]

304. Bingjing Li, Hongliang Zhang. 2017. Does population control lead to better child quality? Evidence from China's one-child policy enforcement. *Journal of Comparative Economics* 45:2, 246-260. [[Crossref](#)]
305. Krisztina Kis-Katos, Bambang Suharnoko Sjahrir. 2017. The impact of fiscal and political decentralization on local public investment in Indonesia. *Journal of Comparative Economics* 45:2, 344-365. [[Crossref](#)]
306. Jianglong Li, Boqiang Lin. 2017. Ecological total-factor energy efficiency of China's heavy and light industries: Which performs better?. *Renewable and Sustainable Energy Reviews* 72, 83-94. [[Crossref](#)]
307. Abigail Weitzman. 2017. The effects of women's education on maternal health: Evidence from Peru. *Social Science & Medicine* 180, 1-9. [[Crossref](#)]
308. Nneji Ifeyinwa Umeokeke, Victor Olusegun Okoruwa, Temitayo Adenike Adeyemo. 2017. Impact of electronic-wallet system on farmer's welfare in Oyo State, Nigeria. *International Journal of Social Economics* 44:4, 474-490. [[Crossref](#)]
309. Monica Martinez-Bravo. 2017. The Local Political Economy Effects of School Construction in Indonesia. *American Economic Journal: Applied Economics* 9:2, 256-289. [[Abstract](#)] [[View PDF article](#)] [[PDF with links](#)]
310. Andrew De Donato, James Thomas. 2017. The effects of Greek affiliation on academic performance. *Economics of Education Review* 57, 41-51. [[Crossref](#)]
311. Paulo Bastos, Nicolas L. Bottan, Julian Cristia. 2017. Access to Preprimary Education and Progression in Primary School: Evidence from Rural Guatemala. *Economic Development and Cultural Change* 65:3, 521-547. [[Crossref](#)]
312. Junsen Zhang. 2017. The Evolution of China's One-Child Policy and Its Effects on Family Outcomes. *Journal of Economic Perspectives* 31:1, 141-160. [[Abstract](#)] [[View PDF article](#)] [[PDF with links](#)]
313. Patricio S. Dalton, Victor H. Gonzalez Jimenez, Charles N. Noussair. 2017. Exposure to Poverty and Productivity. *PLOS ONE* 12:1, e0170231. [[Crossref](#)]
314. Pedro Carneiro, Michael Lokshin, Nithin Umaphathi. 2017. Average and Marginal Returns to Upper Secondary Schooling in Indonesia. *Journal of Applied Econometrics* 32:1, 16-36. [[Crossref](#)]
315. K. Muralidharan. Field Experiments in Education in Developing Countries 323-385. [[Crossref](#)]
316. Thanyaporn Chankrajang, Raya Muttarak. 2017. Green Returns to Education: Does Schooling Contribute to Pro-Environmental Behaviours? Evidence from Thailand. *Ecological Economics* 131, 434-448. [[Crossref](#)]
317. Federico H. Gutierrez. 2017. Infant Health during the 1980s Peruvian Crisis and Long-term Economic Outcomes. *World Development* 89, 71-87. [[Crossref](#)]
318. Fengyuan Pan. Is a College Degree Worth Pursuing? 46-50. [[Crossref](#)]
319. Matthew T. Panhans, John D. Singleton. 2017. The Empirical Economist's Toolkit. *History of Political Economy* 49:Supplement, 127-157. [[Crossref](#)]
320. Tushar Bharati, Seungwoo Chin. 2017. The Heterogeneous Effect of Primary School Construction in Indonesia. *SSRN Electronic Journal* . [[Crossref](#)]
321. Yvonne Jie Chen, Li Li, Yun Xiao. 2017. Early Life Exposure to Tap Water and the Development of Cognitive Skills. *SSRN Electronic Journal* . [[Crossref](#)]
322. Abhisek Mishra. 2017. Methods of Impact Evaluation: A Review. *SSRN Electronic Journal* . [[Crossref](#)]
323. Georges Vivien Houngbonon, Julienne Liang. 2017. Broadband Internet and Income Inequality. *SSRN Electronic Journal* . [[Crossref](#)]
324. Fabio Moliterni. 2017. Analysis of Public Subsidies to the Solar Energy Sector: Corruption and the Role of Institutions. *SSRN Electronic Journal* . [[Crossref](#)]

325. Amit Chakladar. 2017. Economic Implication of Pursuing Management Education. *SSRN Electronic Journal* . [[Crossref](#)]
326. Joshua D Merfeld. 2017. Spatially Heterogeneous Effects of a Public Works Program. *SSRN Electronic Journal* . [[Crossref](#)]
327. Mingming Ma. 2017. Does Children's Education Matter for Parents Health and Cognition in Old Age? Evidence from China. *SSRN Electronic Journal* . [[Crossref](#)]
328. Rossella Calvi. 2017. Why Are Older Women Missing in India? The Age Profile of Bargaining Power and Poverty. *SSRN Electronic Journal* . [[Crossref](#)]
329. Harounan Kazianga, Francis Makamu. 2017. Crop Choice, School Participation, and Child Labor in Developing Countries: Cotton Expansion in Burkina Faso. *American Journal of Agricultural Economics* **99**:1, 34-54. [[Crossref](#)]
330. Sylvain Chabé-Ferret, Laura Dupont-Courtade, Nicolas Treich. 2017. Évaluation des Politiques Publiques : expérimentation randomisée et méthodes quasi-expérimentales. *Économie & prévision* n ° 211-212:2, 1. [[Crossref](#)]
331. Yuhki Tajima, Krislert Samphantharak, Kai Ostwald. 2017. Ethnic Segregation and Public Goods: Evidence from Indonesia. *SSRN Electronic Journal* . [[Crossref](#)]
332. Linda M Richter, Bernadette Daelmans, Joan Lombardi, Jody Heymann, Florencia Lopez Boo, Jere R Behrman, Chunling Lu, Jane E Lucas, Rafael Perez-Escamilla, Tarun Dua, Zulfiqar A Bhutta, Karin Stenberg, Paul Gertler, Gary L Darmstadt. 2017. Investing in the foundation of sustainable development: pathways to scale up for early childhood development. *The Lancet* **389**:10064, 103-118. [[Crossref](#)]
333. Dina Pomeranz. 2017. Impact Evaluation Methods in Public Economics. *Public Finance Review* **45**:1, 10-43. [[Crossref](#)]
334. Hernando Bayona Rodríguez. 2016. Efectos de la infraestructura sobre el fracaso escolar: evidencia empírica para Colombia. *Voces y Silencios. Revista Latinoamericana de Educación* **7**:2, 19-40. [[Crossref](#)]
335. Xinzheng Shi. 2016. The Impact of Educational Fee Reduction Reform on School Enrolment in Rural China. *The Journal of Development Studies* **52**:12, 1791-1809. [[Crossref](#)]
336. Abdul G. Noury, Biagio Speciale. 2016. Social constraints and women's education: Evidence from Afghanistan under radical religious rule. *Journal of Comparative Economics* **44**:4, 821-841. [[Crossref](#)]
337. Abhiroop Mukhopadhyay, Soham Sahoo. 2016. Does access to secondary education affect primary schooling? Evidence from India. *Economics of Education Review* **54**, 124-142. [[Crossref](#)]
338. Leonardo Bursztyjn. 2016. POVERTY AND THE POLITICAL ECONOMY OF PUBLIC EDUCATION SPENDING: EVIDENCE FROM BRAZIL. *Journal of the European Economic Association* **14**:5, 1101-1128. [[Crossref](#)]
339. Ragui Assaad, Mohamed Saleh. 2016. Does Improved Local Supply of Schooling Enhance Intergenerational Mobility in Education? Evidence from Jordan. *The World Bank Economic Review* **3** (7-9), lhw041. [[Crossref](#)]
340. Carlos G. Bozzoli. 2016. Orphanhood and fertility in young adults: Evidence from South Africa. *Economics & Human Biology* **22**, 190-200. [[Crossref](#)]
341. Mohamed Saleh. 2016. Public Mass Modern Education, Religion, and Human Capital in Twentieth-Century Egypt. *The Journal of Economic History* **76**:3, 697-735. [[Crossref](#)]
342. Meherun Ahmed, Kazi Iqbal. 2016. Is There any Threshold in the Relationship Between Mother's Education and Child Health? Evidence from Nigeria. *The Developing Economies* **54**:3, 243-256. [[Crossref](#)]
343. Katharine O. Strunk, Julie A. Marsh, Ayesha K. Hashim, Susan Bush-Mecenas. 2016. Innovation and a Return to the Status Quo. *Educational Evaluation and Policy Analysis* **38**:3, 549-577. [[Crossref](#)]

344. Alejandro J. Ganimian, Richard J. Murnane. 2016. Improving Education in Developing Countries. *Review of Educational Research* **86**:3, 719-755. [[Crossref](#)]
345. Maura C. Allaire. 2016. Using practical and social information to influence flood adaptation behavior. *Water Resources Research* **52**:8, 6078-6093. [[Crossref](#)]
346. Haeil Jung, Maureen A. Pirog, Sang Kyoo Lee. 2016. The Long-run Labour Market Effects of Expanding Access to Higher Education in South Korea. *Journal of International Development* **28**:6, 974-990. [[Crossref](#)]
347. Nina Drange, Tarjei Havnes, Astrid M.J. Sandsør. 2016. Kindergarten for all: Long run effects of a universal intervention. *Economics of Education Review* **53**, 164-181. [[Crossref](#)]
348. Paco Martorell, Kevin Stange, Isaac McFarlin. 2016. Investing in schools: capital spending, facility conditions, and student achievement. *Journal of Public Economics* **140**, 13-29. [[Crossref](#)]
349. Günther Fink, Evan Peet, Goodarz Danaei, Kathryn Andrews, Dana Charles McCoy, Christopher R Sudfeld, Mary C Smith Fawzi, Majid Ezzati, Wafaie W Fawzi. 2016. Schooling and wage income losses due to early-childhood growth faltering in developing countries: national, regional, and global estimates. *The American Journal of Clinical Nutrition* **104**:1, 104-112. [[Crossref](#)]
350. Caroline Hall. 2016. Does more general education reduce the risk of future unemployment? Evidence from an expansion of vocational upper secondary education. *Economics of Education Review* **52**, 251-271. [[Crossref](#)]
351. Stephen P. Heyneman, Bommi Lee. 2016. International organizations and the future of education assistance. *International Journal of Educational Development* **48**, 9-22. [[Crossref](#)]
352. Jo Blanden, Emilia Del Bono, Sandra McNally, Birgitta Rabe. 2016. Universal Pre-school Education: The Case of Public Funding with Private Provision. *The Economic Journal* **126**:592, 682-723. [[Crossref](#)]
353. Ummul Ruthbah, Atonu Rabbani, Salim Hossain, Golam Sarwar. 2016. Do extra hours of tutoring payoff? Evaluation of a community education programme in Bangladesh. *Journal of Development Effectiveness* **8**:2, 196-215. [[Crossref](#)]
354. Anders Stenberg, Olle Westerlund. 2016. Flexibility at a cost – Should governments stimulate tertiary education for adults?. *The Journal of the Economics of Ageing* **7**, 69-86. [[Crossref](#)]
355. Natalia Kyui. 2016. Expansion of higher education, employment and wages: Evidence from the Russian Transition. *Labour Economics* **39**, 68-87. [[Crossref](#)]
356. Erin Larsen-Cooper, Emily Bancroft, Sharanya Rajagopal, Maggie O'Toole, Ann Levin. 2016. Scale Matters: A Cost-Outcome Analysis of an m-Health Intervention in Malawi. *Telemedicine and e-Health* **22**:4, 317-324. [[Crossref](#)]
357. Dante Contreras, Paulina Sepúlveda. 2016. Effect of Lengthening the School Day on Mother's Labor Supply. *The World Bank Economic Review* **23**, lhw003. [[Crossref](#)]
358. Dozie Okoye. 2016. Can brain drain be good for human capital growth? Evidence from cross-country skill premiums and education costs. *Economic Analysis and Policy* **49**, 74-99. [[Crossref](#)]
359. Alberto Manconi, Massimo Massa, Lei Zhang. 2016. Bondholder Concentration and Credit Risk: Evidence from a Natural Experiment \*. *Review of Finance* **20**:1, 127-159. [[Crossref](#)]
360. Maria Porter. 2016. Effects of microcredit and other loans on female empowerment in Bangladesh: the borrower's gender influences intra-household resource allocation. *Agricultural Economics* **47**:2, 235-245. [[Crossref](#)]
361. Ava Gail Cas. 2016. Typhoon Aid and Development: The Effects of Typhoon-Resistant Schools and Instructional Resources on Educational Attainment in the Philippines. *Asian Development Review* **33**:1, 183-201. [[Crossref](#)]



362. P. Glewwe, K. Muralidharan. Improving Education Outcomes in Developing Countries 653-743. [[Crossref](#)]
363. Murat G. Kırdar, Meltem Dayıođlu, İsmet Koç. 2016. Does Longer Compulsory Education Equalize Schooling by Gender and Rural/Urban Residence?. *The World Bank Economic Review* 30:3, 549-579. [[Crossref](#)]
364. Luke E Chicoine. 2016. Identifying National Level Education Reforms in Developing Settings: An Application to Ethiopia. *SSRN Electronic Journal* . [[Crossref](#)]
365. Ting Chen, James Kai-Sing Kung, Chicheng Ma. 2016. Long Live Keju! The Persistent Effects of China's Imperial Examination System. *SSRN Electronic Journal* . [[Crossref](#)]
366. Patricio S. Dalton, Victor Hugo Gonzalez, Charles N. Noussair. 2016. Exposure to Poverty and Productivity. *SSRN Electronic Journal* . [[Crossref](#)]
367. Mark R. Rosenzweig. 2016. External Validity in a Stochastic World. *SSRN Electronic Journal* . [[Crossref](#)]
368. Myongjin Kim, Leilei Shen, Suman Basuroy. 2016. One for All or All for One: Does the Category Captain Play Favorites. *SSRN Electronic Journal* . [[Crossref](#)]
369. Tushar Bharati, Seungwoo Chin. 2016. Does Education Affect Time Preference?. *SSRN Electronic Journal* . [[Crossref](#)]
370. Harounan Kazianga, Ali Protik, Matthew Sloan. 2016. The Medium-Term Impacts of Girl-Friendly Schools: Seven-Year Evidence from School Construction in Burkina Faso. *SSRN Electronic Journal* . [[Crossref](#)]
371. Yuhua Wang. 2016. Are College Graduates Agents of Change? Education and Political Participation in China. *SSRN Electronic Journal* . [[Crossref](#)]
372. Yuhua Wang. 2016. Relative Capture: Quasi-Experimental Evidence from the Chinese Judiciary. *SSRN Electronic Journal* . [[Crossref](#)]
373. Darwin Cortés, Juan Gallego, Darío Maldonado. 2016. On the Design of Educational Conditional Cash Transfer Programs and Their Impact on Non-Education Outcomes: The Case of Teenage Pregnancy. *The B.E. Journal of Economic Analysis & Policy* 16:1, 219-258. [[Crossref](#)]
374. Pınar Mine Güneş. 2016. The Impact of Female Education on Teenage Fertility: Evidence from Turkey. *The B.E. Journal of Economic Analysis & Policy* 16:1, 259-288. [[Crossref](#)]
375. Vidya Diwakar. 2015. The Effect of Armed Conflict on Education: Evidence from Iraq. *The Journal of Development Studies* 51:12, 1702-1718. [[Crossref](#)]
376. Miguel Urquiola. 2015. Progress and challenges in achieving an evidence-based education policy in Latin America and the Caribbean. *Latin American Economic Review* 24:1. . [[Crossref](#)]
377. Brian Feld, Sebastian Galiani. 2015. Climate change in Latin America and the Caribbean: policy options and research priorities. *Latin American Economic Review* 24:1. . [[Crossref](#)]
378. Evan D. Peet, Günther Fink, Wafaie Fawzi. 2015. Returns to education in developing countries: Evidence from the living standards and measurement study surveys. *Economics of Education Review* 49, 69-90. [[Crossref](#)]
379. Young Kyung Do, Mary Ann Bautista. 2015. Tobacco use and household expenditures on food, education, and healthcare in low- and middle-income countries: a multilevel analysis. *BMC Public Health* 15:1. . [[Crossref](#)]
380. Hummy Song, Anita L. Tucker, Karen L. Murrell. 2015. The Diseconomies of Queue Pooling: An Empirical Investigation of Emergency Department Length of Stay. *Management Science* 61:12, 3032-3053. [[Crossref](#)]

381. Mrittika Shamsuddin. 2015. Labour Market Effects of a Female Stipend Programme in Bangladesh. *Oxford Development Studies* 43:4, 425-447. [[Crossref](#)]
382. Tanika Chakraborty. 2015. Trade Liberalization in a Traditional Society: Implications for Relative Female Survival. *World Development* 74, 158-170. [[Crossref](#)]
383. Dorothee Boccanfuso, Alexandre Larouche, Mircea Trandafir. 2015. Quality of Higher Education and the Labor Market in Developing Countries: Evidence from an Education Reform in Senegal. *World Development* 74, 412-424. [[Crossref](#)]
384. Vincenzo Carrieri, Marcello D'Amato, Roberto Zotti. 2015. On the causal effects of selective admission policies on students' performances: evidence from a quasi-experiment in a large Italian university. *Oxford Economic Papers* 67:4, 1034-1056. [[Crossref](#)]
385. Rajshri Jayaraman, Dora Simroth. 2015. The Impact of School Lunches on Primary School Enrollment: Evidence from India's Midday Meal Scheme. *The Scandinavian Journal of Economics* 117:4, 1176-1203. [[Crossref](#)]
386. Henri Fraisse, Francis Kramarz, Corinne Prost. 2015. Labor Disputes and Job Flows. *ILR Review* 68:5, 1043-1077. [[Crossref](#)]
387. Chuanchuan Zhang. 2015. Children, old-age support and pension in rural China. *China Agricultural Economic Review* 7:3, 405-420. [[Crossref](#)]
388. Pamela Jakiela, Edward Miguel, Vera L. te Velde. 2015. You've earned it: estimating the impact of human capital on social preferences. *Experimental Economics* 18:3, 385-407. [[Crossref](#)]
389. Hanan G. Jacoby, Ghazala Mansuri. 2015. Crossing boundaries: How social hierarchy impedes economic mobility. *Journal of Economic Behavior & Organization* 117, 135-154. [[Crossref](#)]
390. Kitae Sohn. 2015. The influence of birth season on height: Evidence from indonesia. *American Journal of Physical Anthropology* 157:4, 659-665. [[Crossref](#)]
391. Kitae Sohn. 2015. Is leg length a biomarker of early life conditions? Evidence from a historically short population. *American Journal of Human Biology* 27:4, 538-545. [[Crossref](#)]
392. Martin Saavedra. 2015. School quality and educational attainment: Japanese American internment as a natural experiment. *Explorations in Economic History* 57, 59-78. [[Crossref](#)]
393. Anders Böhlmark, Mikael Lindahl. 2015. Independent Schools and Long-run Educational Outcomes: Evidence from Sweden's Large-scale Voucher Reform. *Economica* 82:327, 508-551. [[Crossref](#)]
394. Tarjei Havnes, Magne Mogstad. 2015. Is universal child care leveling the playing field?. *Journal of Public Economics* 127, 100-114. [[Crossref](#)]
395. Waly Wane, Isis Gaddis. An Educational Service Delivery Scorecard for Tanzania 65-86. [[Crossref](#)]
396. María Laura Alzúa, Leonardo Gasparini, Francisco Haimovich. 2015. Education Reform and Labor Market Outcomes: The Case of Argentina's Ley Federal De Educación. *Journal of Applied Economics* 18:1, 21-43. [[Crossref](#)]
397. Magdalena Triasih Dumauli. 2015. Estimate of the private return on education in Indonesia: Evidence from sibling data. *International Journal of Educational Development* 42, 14-24. [[Crossref](#)]
398. Christina Felfe, Natalia Nollenberger, Núria Rodríguez-Planas. 2015. Can't buy mommy's love? Universal childcare and children's long-term cognitive development. *Journal of Population Economics* 28:2, 393-422. [[Crossref](#)]
399. Victor Lavy, Alexander Zablotsky. 2015. Women's schooling and fertility under low female labor force participation: Evidence from mobility restrictions in Israel. *Journal of Public Economics* 124, 105-121. [[Crossref](#)]
400. Mawuli Gaddah, Alistair Munro, Peter Quartey. 2015. The rich or the poor: who gains from public education spending in Ghana?. *International Journal of Social Economics* 42:2, 112-131. [[Crossref](#)]

401. Jiang Luan, Jian-cheng Chen, Zhong-wei He, Qiang Li, Huanguang Qiu. 2015. The education treatment effect on the non-farm income of Chinese western rural labors. *China Agricultural Economic Review* 7:1, 122-142. [[Crossref](#)]
402. Frank-Borge Wietzke. 2015. Long-Term Consequences of Colonial Institutions and Human Capital Investments: Sub-National Evidence from Madagascar. *World Development* 66, 293-307. [[Crossref](#)]
403. Margarita Pivovarova, Eik Leong Swee. 2015. Quantifying the Microeconomic Effects of War Using Panel Data: Evidence From Nepal. *World Development* 66, 308-321. [[Crossref](#)]
404. Thomas E. Davis. 2015. State and Federal Policies for School Facility Construction. *Educational Administration Quarterly* 51:1, 3-26. [[Crossref](#)]
405. Harry Anthony Patrinos, Chris Sakellariou. 2015. Adult literacy, heterogeneity and returns to schooling in Chile. *Education Economics* 23:1, 122-136. [[Crossref](#)]
406. Francesca Pongiglione. 2015. The need for a priority structure for the Sustainable Development Goals. *Journal of Global Ethics* 11:1, 37-42. [[Crossref](#)]
407. Gianmarco León, Martín Valdivia. 2015. Inequality in school resources and academic achievement: Evidence from Peru. *International Journal of Educational Development* 40, 71-84. [[Crossref](#)]
408. Aditya Dasgupta. 2015. When Voters Reward Enactment But Not Implementation: Evidence from the World's Largest Social Program. *SSRN Electronic Journal* . [[Crossref](#)]
409. Sumit Agarwal, Changcheng Song. 2015. The Unintended Consequences of Credit: The Impact of Housing Credit on Personal Bankruptcy. *SSRN Electronic Journal* . [[Crossref](#)]
410. John Giles, Albert Park, Meiyang Wang. 2015. The Great Proletarian Cultural Revolution, Disruptions to Education, and the Returns to Schooling in Urban China. *SSRN Electronic Journal* . [[Crossref](#)]
411. Matthew T Panhans, John D. Singleton. 2015. The Empirical Economist's Toolkit: From Models to Methods. *SSRN Electronic Journal* . [[Crossref](#)]
412. Adewole Musiliu Adeolu. 2015. Labour Market Outcome of 1976 Universal Primary Education in Nigeria. *SSRN Electronic Journal* . [[Crossref](#)]
413. Leopoldo Fergusson, Ana M. Ibbbez, Juan Felipe Riaao-Rodriguez. 2015. Conflict, Educational Attainment and Structural Transformation: La Violencia in Colombia. *SSRN Electronic Journal* . [[Crossref](#)]
414. Adewole Musiliu Adeolu, Theophilus O Fadayomi. 2015. 1976 Universal Primary Education and Schooling Attainment in Nigeria. *SSRN Electronic Journal* . [[Crossref](#)]
415. Ola Olsson, Michele Valsecchi. 2015. Resource Windfalls and Local Government Behavior: Evidence from a Policy Reform in Indonesia. *SSRN Electronic Journal* . [[Crossref](#)]
416. Mehtabul Azam, Chan Hang Saing. 2015. Assessing the Impact of District Primary Education Program in India. *SSRN Electronic Journal* . [[Crossref](#)]
417. Yu Liu. 2015. Discretionary Charges as Firm Output Distortions: Evidence from China. *SSRN Electronic Journal* . [[Crossref](#)]
418. Rajeev Dehejia. 2015. Experimental and Non-Experimental Methods in Development Economics: A Porous Dialectic. *Journal of Globalization and Development* 6:1. . [[Crossref](#)]
419. Andrew L. Dabalen, Saumik Paul. 2014. Estimating the Effects of Conflict on Education in Côte d'Ivoire. *The Journal of Development Studies* 50:12, 1631-1646. [[Crossref](#)]
420. Emilio Gutiérrez, Rodimiro Rodrigo. 2014. Closing the achievement gap in mathematics: evidence from a remedial program in Mexico City. *Latin American Economic Review* 23:1. . [[Crossref](#)]
421. Christopher A. Neilson, Seth D. Zimmerman. 2014. The effect of school construction on test scores, school enrollment, and home prices. *Journal of Public Economics* 120, 18-31. [[Crossref](#)]

422. Mehmet Alper Dinçer, Neeraj Kaushal, Michael Grossman. 2014. Women's Education: Harbinger of Another Spring? Evidence from a Natural Experiment in Turkey. *World Development* **64**, 243-258. [[Crossref](#)]
423. Yanyan Liu, Futoshi Yamauchi. 2014. Population density, migration, and the returns to human capital and land: Insights from Indonesia. *Food Policy* **48**, 182-193. [[Crossref](#)]
424. Stephen Machin. 2014. Developments in economics of education research. *Labour Economics* **30**, 13-19. [[Crossref](#)]
425. Diego Restuccia, Guillaume Vandenbroucke. 2014. Explaining educational attainment across countries and over time. *Review of Economic Dynamics* **17**:4, 824-841. [[Crossref](#)]
426. Shinsuke Tanaka. 2014. Does Abolishing User Fees Lead to Improved Health Status? Evidence from Post-Apartheid South Africa. *American Economic Journal: Economic Policy* **6**:3, 282-312. [[Abstract](#)] [[View PDF article](#)] [[PDF with links](#)]
427. Rasyad A. Parinduri. 2014. Do children spend too much time in schools? Evidence from a longer school year in Indonesia. *Economics of Education Review* **41**, 89-104. [[Crossref](#)]
428. Nana Adowaa Boateng. 2014. Does public expenditure management matter for education outcomes?. *Development Southern Africa* **31**:4, 535-552. [[Crossref](#)]
429. Scott Fulford. 2014. Returns to Education in India. *World Development* **59**, 434-450. [[Crossref](#)]
430. Li Li, Haoming Liu. 2014. Primary school availability and middle school education in rural China. *Labour Economics* **28**, 24-40. [[Crossref](#)]
431. Anders Stenberg, Xavier de Luna, Olle Westerlund. 2014. Does Formal Education for Older Workers Increase Earnings? - Evidence Based on Rich Data and Long-term Follow-up. *LABOUR* **28**:2, 163-189. [[Crossref](#)]
432. Andrew Hussey, Alex Nikolsko-Rzhevskyy, Jay Walker. 2014. AIDing contraception: HIV and recent trends in abortion. *Applied Economics* **46**:15, 1788-1803. [[Crossref](#)]
433. M. Shahe Emran, Fenohasina Maret-Rakotondrazaka, Stephen C. Smith. 2014. Education and Freedom of Choice: Evidence from Arranged Marriages in Vietnam. *The Journal of Development Studies* **50**:4, 481-501. [[Crossref](#)]
434. Vighneswara Swamy. 2014. Financial Inclusion, Gender Dimension, and Economic Impact on Poor Households. *World Development* **56**, 1-15. [[Crossref](#)]
435. Jorge M. Agüero, Prashant Bharadwaj. 2014. Do the More Educated Know More about Health? Evidence from Schooling and HIV Knowledge in Zimbabwe. *Economic Development and Cultural Change* **62**:3, 489-517. [[Crossref](#)]
436. Niels-Hugo Blunch. 2014. Literacy and numeracy skills and education sector reform: evidence from Ghana. *Education Economics* **22**:2, 209-235. [[Crossref](#)]
437. Tom S. Vogl. 2014. Height, skills, and labor market outcomes in Mexico. *Journal of Development Economics* **107**, 84-96. [[Crossref](#)]
438. Kjell Hausken, Mthuli Ncube. 2014. Political Economy of Service Delivery: Monitoring Versus Contestation. *The Developing Economies* **52**:1, 68-84. [[Crossref](#)]
439. Stephen Machin. 2014. The IFS Annual Lecture: Economics of Education Research and Its Role in the Making of Education Policy. *Fiscal Studies* **35**:1, 1-18. [[Crossref](#)]
440. Hunt and Ortega, Daniel E. Allcott. The Performance of Decentralized School Systems: Evidence from Fe y Alegria in República Bolivariana de Venezuela 11-23. [[Crossref](#)]
441. Lant Pritchett, Justin Sandefur. 2014. Context Matters for Size: Why External Validity Claims and Development Practice do not Mix. *Journal of Globalization and Development* **4**:2. . [[Crossref](#)]
442. 2014. Retraction statement. *Education Economics* **22**:1, reii-reii. [[Crossref](#)]

443. Kitae Sohn. 2014. A note on the effects of education on youth smoking in a developing country. *Journal of the Asia Pacific Economy* 19:1, 66-73. [[Crossref](#)]
444. Robin Harding, David Stasavage. 2014. What Democracy Does (and Doesn't Do) for Basic Services: School Fees, School Inputs, and African Elections. *The Journal of Politics* 76:1, 229-245. [[Crossref](#)]
445. Fenohasina Maret Rakotondrazaka. 2014. Education and Women's Empowerment: Evidence from Nigeria. *SSRN Electronic Journal* . [[Crossref](#)]
446. Rafael J. Santos. 2014. Not All that Glitters is Gold: Gold Boom, Child Labor and Schooling in Colombia. *SSRN Electronic Journal* . [[Crossref](#)]
447. Christoph Strupat. 2014. Does Timing of Health and Family Planning Services Matter? - Age at First Birth and Educational Attainment in Indonesia. *SSRN Electronic Journal* . [[Crossref](#)]
448. Leyla Mocan. 2014. The Impact of Education on Wages: Analysis of an Education Reform in Turkey. *SSRN Electronic Journal* . [[Crossref](#)]
449. Christoph Strupat. 2014. Does Timing of Health and Family Planning Services Matter? Age at First Birth and Educational Attainment in Indonesia. *SSRN Electronic Journal* . [[Crossref](#)]
450. Jan Priebe, Fiona Howell, Virgi Sari. 2014. Poverty and the Labour Market in Indonesia: Employment Trends Across the Wealth Distribution. *SSRN Electronic Journal* . [[Crossref](#)]
451. Abdoulaye Diagne, Mouhamadou Moustapha LO, Ousmane Sokhna, Fatoumata L. Diallo. 2014. Evaluation of the Impact of School Canteen Programs on Internal Efficiency of Schools, Cognitive Acquisitions and Learning Capacities of Students in Rural Primary Schools in Senegal. *SSRN Electronic Journal* . [[Crossref](#)]
452. Hans Grönqvist, Caroline Hall. 2013. Education policy and early fertility: Lessons from an expansion of upper secondary schooling. *Economics of Education Review* 37, 13-33. [[Crossref](#)]
453. Michal Bauer, Julie Chytilová. 2013. Women, Children and Patience: Experimental Evidence from Indian Villages. *Review of Development Economics* 17:4, 662-675. [[Crossref](#)]
454. Amelia Maika, Murthy N. Mittinty, Sally Brinkman, Sam Harper, Elan Satriawan, John W. Lynch. 2013. Changes in Socioeconomic Inequality in Indonesian Children's Cognitive Function from 2000 to 2007: A Decomposition Analysis. *PLoS ONE* 8:10, e78809. [[Crossref](#)]
455. Stephan Litschig,, Kevin M. Morrison. 2013. The Impact of Intergovernmental Transfers on Education Outcomes and Poverty Reduction. *American Economic Journal: Applied Economics* 5:4, 206-240. [[Abstract](#)] [[View PDF article](#)] [[PDF with links](#)]
456. Chiara Binelli, Marta Rubio-Codina. 2013. The Returns to Private Education: Evidence from Mexico. *Economics of Education Review* 36, 198-215. [[Crossref](#)]
457. M. Bhuller, T. Havnes, E. Leuven, M. Mogstad. 2013. Broadband Internet: An Information Superhighway to Sex Crime?. *The Review of Economic Studies* 80:4, 1237-1266. [[Crossref](#)]
458. Christian Morrisson, Fabrice Murtin. 2013. The Kuznets curve of human capital inequality: 1870-2010. *The Journal of Economic Inequality* 11:3, 283-301. [[Crossref](#)]
459. Francesco Caselli, Antonio Ciccone. 2013. The contribution of schooling in development accounting: Results from a nonparametric upper bound. *Journal of Development Economics* 104, 199-211. [[Crossref](#)]
460. Marcella M. Alsan, David M. Cutler. 2013. Girls' education and HIV risk: Evidence from Uganda. *Journal of Health Economics* 32:5, 863-872. [[Crossref](#)]
461. Jeffrey G. Williamson. 2013. Demographic Dividends Revisited. *Asian Development Review* 30:2, 1-25. [[Crossref](#)]
462. Losina Purnastuti, Paul W. Miller, Ruhul Salim. 2013. Declining rates of return to education: evidence for Indonesia. *Bulletin of Indonesian Economic Studies* 49:2, 213-236. [[Crossref](#)]

463. Rashmi Lakshminarayana, Alex Eble, Preetha Bhakta, Chris Frost, Peter Boone, Diana Elbourne, Vera Mann. 2013. The Support to Rural India's Public Education System (STRIPES) Trial: A Cluster Randomised Controlled Trial of Supplementary Teaching, Learning Material and Material Support. *PLoS ONE* 8:7, e65775. [[Crossref](#)]
464. Dana Burde,, Leigh L. Linden. 2013. Bringing Education to Afghan Girls: A Randomized Controlled Trial of Village-Based Schools. *American Economic Journal: Applied Economics* 5:3, 27-40. [[Abstract](#)] [[View PDF article](#)] [[PDF with links](#)]
465. Harounan Kazianga,, Dan Levy,, Leigh L. Linden,, Matt Sloan. 2013. The Effects of "Girl-Friendly" Schools: Evidence from the BRIGHT School Construction Program in Burkina Faso. *American Economic Journal: Applied Economics* 5:3, 41-62. [[Abstract](#)] [[View PDF article](#)] [[PDF with links](#)]
466. Margherita Comola, Luiz de Mello. 2013. Salaried employment and earnings in Indonesia: new evidence on the selection bias. *Applied Economics* 45:19, 2808-2816. [[Crossref](#)]
467. Gavin Jones, Divya Ramchand. 2013. Education and human capital development in the giants of Asia. *Asian-Pacific Economic Literature* 27:1, 40-61. [[Crossref](#)]
468. Francesco Grigoli, Giacomo Sbrana. 2013. DETERMINANTS AND DYNAMICS OF SCHOOLING AND CHILD LABOUR IN BOLIVIA. *Bulletin of Economic Research* 65, s17-s37. [[Crossref](#)]
469. Giorgio Di Pietro. 2013. Military conscription and university enrolment: evidence from Italy. *Journal of Population Economics* 26:2, 619-644. [[Crossref](#)]
470. Tahir Andrabi, Jishnu Das, Asim Ijaz Khwaja. 2013. Students today, teachers tomorrow: Identifying constraints on the provision of education. *Journal of Public Economics* 100, 1-14. [[Crossref](#)]
471. Kitae Sohn. 2013. Monetary and Nonmonetary Returns to Education in Indonesia. *The Developing Economies* 51:1, 34-59. [[Crossref](#)]
472. Quamrul H. Ashraf, David N. Weil, Joshua Wilde. 2013. The Effect of Fertility Reduction on Economic Growth. *Population and Development Review* 39:1, 97-130. [[Crossref](#)]
473. Lidia Farré, Roger Klein, Francis Vella. 2013. A parametric control function approach to estimating the returns to schooling in the absence of exclusion restrictions: an application to the NLSY. *Empirical Economics* 44:1, 111-133. [[Crossref](#)]
474. Niels-Hugo Blunch. 2013. Staying Alive: Adult Literacy Programs and Child Mortality in Rural Ghana. *World Development* 42, 114-126. [[Crossref](#)]
475. Pataporn Sukontamarn. 2013. Bangladesh's food for education program: the effects on two groups of targeted households. *Education Economics* 21:1, 79-91. [[Crossref](#)]
476. Suqin Ge. 2013. Estimating the returns to schooling: Implications from a dynamic discrete choice model. *Labour Economics* 20, 92-105. [[Crossref](#)]
477. Tim A. Bruckner, Jenna Nobles. 2013. Intrauterine stress and male cohort quality: The case of September 11, 2001. *Social Science & Medicine* 76, 107-114. [[Crossref](#)]
478. Shinsuke Tanaka. 2013. Does Abolishing User Fees Lead to Improved Health Status? Evidence from Post-Apartheid South Africa. *SSRN Electronic Journal* . [[Crossref](#)]
479. Gaurav Khanna. 2013. That's Affirmative: Incentivizing Standards or Standardizing Incentives? Incentive Effects of Affirmative Action Policies in India. *SSRN Electronic Journal* . [[Crossref](#)]
480. Martin Hugo Saavedra. 2013. School Quality and Labor Market Outcomes: Japanese American Internment as a Natural Experiment. *SSRN Electronic Journal* . [[Crossref](#)]
481. Yanyan Liu, Futoshi Yamauchi. 2013. Population Density, Migration, and the Returns to Human Capital and Land: Insights from Indonesia. *SSRN Electronic Journal* . [[Crossref](#)]



482. Lucia Rizzica. 2013. Home or Away? Gender Differences in the Effects of an Expansion of Tertiary Education Supply. *SSRN Electronic Journal* . [[Crossref](#)]
483. Lant Pritchett, Justin Sandefur. 2013. Context Matters for Size: Why External Validity Claims and Development Practice Don't Mix. *SSRN Electronic Journal* . [[Crossref](#)]
484. Abdoulaye Diagne, Fatoumata L. Diallo, Mouhamadou Moustapha LO. 2013. valuation De LLImpact Des Programmes De Cantines Scolaires Sur LLEfficacitt Interne Des coles, Les Acquisitions Cognitives Et Les Capacitts DDApprentissage Des llves Dans Les coles Primaires Rurales AU SSnngal (Impact Evaluation of School Canteen Programs on School Internal Efficiency, Cognitive Acquisitions and Student Learning Capacities in Rural Primary Schools in Senegal). *SSRN Electronic Journal* . [[Crossref](#)]
485. Erwin Saraswati. 2013. Public Spending Education and Inequality: A Case Studyin Indonesia. *International Journal of Social Science and Humanity* 427-431. [[Crossref](#)]
486. Yi Lu, Travis Ng. 2012. Do Imports Spur Incremental Innovation in the South?. *China Economic Review* 23:4, 819-832. [[Crossref](#)]
487. Qi Chen, Xiao Chen, Katherine Schipper, Yongxin Xu, Jian Xue. 2012. The Sensitivity of Corporate Cash Holdings to Corporate Governance. *Review of Financial Studies* 25:12, 3610-3644. [[Crossref](#)]
488. Xinzheng Shi. 2012. Does an intra-household flypaper effect exist? Evidence from the educational fee reduction reform in rural China. *Journal of Development Economics* 99:2, 459-473. [[Crossref](#)]
489. Adrienne M. Lucas,, Isaac M. Mbiti. 2012. Access, Sorting, and Achievement: The Short-Run Effects of Free Primary Education in Kenya. *American Economic Journal: Applied Economics* 4:4, 226-253. [[Abstract](#)] [[View PDF article](#)] [[PDF with links](#)]
490. Victoria Y. Fan, Anup Karan, Ajay Mahal. 2012. State health insurance and out-of-pocket health expenditures in Andhra Pradesh, India. *International Journal of Health Care Finance and Economics* 12:3, 189-215. [[Crossref](#)]
491. Juan Esteban Saavedra. 2012. Resource constraints and educational attainment in developing countries: Colombia 1945–2005. *Journal of Development Economics* 99:1, 80-91. [[Crossref](#)]
492. Wladimir Machado Teixeira, Naércio Aquino Menezes-Filho. 2012. Estimando o retorno à educação do Brasil considerando a legislação educacional brasileira como um instrumento. *Revista de Economia Política* 32:3, 479-496. [[Crossref](#)]
493. Amparo Castelló-Climent, Ana Hidalgo-Cabrillana. 2012. The role of educational quality and quantity in the process of economic development. *Economics of Education Review* 31:4, 391-409. [[Crossref](#)]
494. J. D. Foltz, O. Gajigo. 2012. Assessing the Returns to Education in The Gambia. *Journal of African Economics* 21:4, 580-608. [[Crossref](#)]
495. Patrick J. McEwan. 2012. Cost-effectiveness analysis of education and health interventions in developing countries. *Journal of Development Effectiveness* 4:2, 189-213. [[Crossref](#)]
496. Monazza Aslam, Faisal Bari, Geeta Kingdon. 2012. Returns to schooling, ability and cognitive skills in Pakistan. *Education Economics* 20:2, 139-173. [[Crossref](#)]
497. Marco Manacorda. 2012. The Cost of Grade Retention. *Review of Economics and Statistics* 94:2, 596-606. [[Crossref](#)]
498. Mark R. Rosenzweig,. 2012. Thinking Small: A Review of Poor Economics: A Radical Rethinking of the Way to Fight Global Poverty by Abhijit Banerjee and Esther Duflo. *Journal of Economic Literature* 50:1, 115-127. [[Abstract](#)] [[View PDF article](#)] [[PDF with links](#)]
499. Petra Moser,, Alessandra Voena. 2012. Compulsory Licensing: Evidence from the Trading with the Enemy Act. *American Economic Review* 102:1, 396-427. [[Abstract](#)] [[View PDF article](#)] [[PDF with links](#)]

500. Jann Lay. 2012. Millennium Development Goal Achievements and Policies in Education and Health: What Has Been Learnt?. *Development Policy Review* 30:1, 67-85. [[Crossref](#)]
501. Dara N. Lee. 2012. The Impact of Repealing Sunday Closing Laws on Educational Attainment. *SSRN Electronic Journal* . [[Crossref](#)]
502. Carolina Castilla. 2012. Ties that Bind: The Kin System as a Mechanism of Income-Hiding between Spouses in Rural Ghana. *SSRN Electronic Journal* . [[Crossref](#)]
503. Rajesh Ramachandran. 2012. Medium of Instruction Policies and Human Capital Formation: Theory and Evidence from Africa. *SSRN Electronic Journal* . [[Crossref](#)]
504. Elisabetta Magnani, Garima Verma, Anu Rammohan. 2012. Intra-Household Competition for Care: The Role of Bequest-Regulating Social Norms. *SSRN Electronic Journal* . [[Crossref](#)]
505. Sergio Beraldo, Massimiliano Piacenza, Gilberto Turati. 2012. Fiscal Decentralization in Weak Institutional Environments: Evidence from Southern Italy. *SSRN Electronic Journal* . [[Crossref](#)]
506. Victoria Fan, Ajay S. Mahal, Anup Karan. 2012. State Health Insurance and Out-of-Pocket Health Expenditures in Andhra Pradesh, India. *SSRN Electronic Journal* . [[Crossref](#)]
507. Gunilla Pettersson. 2012. Do Supply-Side Education Programmes Work? The Impact of Increased School Supply on Schooling and Wages in Indonesia Revisited. *SSRN Electronic Journal* . [[Crossref](#)]
508. Mukta Mukherjee. 2012. Do Better Roads Increase School Enrollment? Evidence from a Unique Road Policy in India. *SSRN Electronic Journal* . [[Crossref](#)]
509. Mark R. Rosenzweig, Junsen Zhang. 2012. Economic Growth, Comparative Advantage, and Gender Differences in Schooling Outcomes: Evidence from the Birthweight Differences of Chinese Twins. *SSRN Electronic Journal* . [[Crossref](#)]
510. Paulo Bastos, Nicolas Luis Bottan, Julian Cristia. 2012. Access to Preprimary Education and Progression in Primary School: Evidence from Rural Guatemala. *SSRN Electronic Journal* . [[Crossref](#)]
511. Paul J. Devereux, Wen Fan. 2011. Earnings returns to the British education expansion. *Economics of Education Review* 30:6, 1153-1166. [[Crossref](#)]
512. Anders Stenberg. 2011. Using longitudinal data to evaluate publicly provided formal education for low skilled. *Economics of Education Review* 30:6, 1262-1280. [[Crossref](#)]
513. Tarjei Havnes, Magne Mogstad. 2011. Money for nothing? Universal child care and maternal employment. *Journal of Public Economics* 95:11-12, 1455-1465. [[Crossref](#)]
514. Harry A. Patrinos, Chris Sakellariou. 2011. Quality of Schooling, Returns to Schooling and the 1981 Vouchers Reform in Chile. *World Development* 39:12, 2245-2256. [[Crossref](#)]
515. Kazushi Takahashi. 2011. Determinants of Indonesian rural secondary school enrolment: gender, neighbourhood and school characteristics. *Bulletin of Indonesian Economic Studies* 47:3, 395-413. [[Crossref](#)]
516. Krisztina Kis-Katos, Günther G. Schulze. 2011. Child Labour in Indonesian Small Industries. *Journal of Development Studies* 47:12, 1887-1908. [[Crossref](#)]
517. E. Galasso, N. Umaphathi, J. Yau. 2011. Nutritional Gains from Extended Exposure to a Large-scale Nutrition Programme. *Journal of African Economies* 20:5, 673-703. [[Crossref](#)]
518. Veruska Oppedisano. 2011. The (adverse) effects of expanding higher education: Evidence from Italy. *Economics of Education Review* 30:5, 997-1008. [[Crossref](#)]
519. Sepideh Modrek, Negar Ghobadi. 2011. The Expansion of Health Houses and Fertility Outcomes in Rural Iran. *Studies in Family Planning* 42:3, 137-146. [[Crossref](#)]
520. Olga Shemyakina. 2011. The effect of armed conflict on accumulation of schooling: Results from Tajikistan. *Journal of Development Economics* 95:2, 186-200. [[Crossref](#)]

521. Xinzheng SHI. 2011. Famine, fertility, and fortune in china. *China Economic Review* 22:2, 244-259. [[Crossref](#)]
522. Manju Puri, Jörg Rocholl, Sascha Steffen. 2011. Global retail lending in the aftermath of the US financial crisis: Distinguishing between supply and demand effects. *Journal of Financial Economics* 100:3, 556-578. [[Crossref](#)]
523. Tarjei Havnes,, Magne Mogstad. 2011. No Child Left Behind: Subsidized Child Care and Children's Long-Run Outcomes. *American Economic Journal: Economic Policy* 3:2, 97-129. [[Abstract](#)] [[View PDF article](#)] [[PDF with links](#)]
524. MARGHERITA COMOLA, LUIZ DE MELLO. 2011. HOW DOES DECENTRALIZED MINIMUM WAGE SETTING AFFECT EMPLOYMENT AND INFORMALITY? THE CASE OF INDONESIA. *Review of Income and Wealth* 57, S79-S99. [[Crossref](#)]
525. Douglas Almond, Hilary W. Hoynes, Diane Whitmore Schanzenbach. 2011. Inside the War on Poverty: The Impact of Food Stamps on Birth Outcomes. *Review of Economics and Statistics* 93:2, 387-403. [[Crossref](#)]
526. Tavneet Suri, Michael A. Boozer, Gustav Ranis, Frances Stewart. 2011. Paths to Success: The Relationship Between Human Development and Economic Growth. *World Development* 39:4, 506-522. [[Crossref](#)]
527. Shao-Hsun Keng, Ya-Fen Lo. 2011. Does attendance to a four-year academic college versus vocational college affect future wages?. *Asia Pacific Education Review* 12:1, 117-127. [[Crossref](#)]
528. Ouarda Merrouche. 2011. The Long Term Educational Cost of War: Evidence from Landmine Contamination in Cambodia. *Journal of Development Studies* 47:3, 399-416. [[Crossref](#)]
529. Elwin Tobing. 2011. Taxation, human capital formation, and long-run growth with private investment in education. *Journal of Asian Economics* 22:1, 48-60. [[Crossref](#)]
530. Dominique Haughton, Jonathan Haughton. Impact Evaluation 235-272. [[Crossref](#)]
531. Rubiana Chamarbagwala, Hilcias E. Morán. 2011. The human capital consequences of civil war: Evidence from Guatemala. *Journal of Development Economics* 94:1, 41-61. [[Crossref](#)]
532. Patrick M. Emerson, André Portela Souza. 2011. Is Child Labor Harmful? The Impact of Working Earlier in Life on Adult Earnings. *Economic Development and Cultural Change* 59:2, 345-385. [[Crossref](#)]
533. David Newhouse, Daniel Suryadarma. 2011. The Value of Vocational Education: High School Type and Labor Market Outcomes in Indonesia. *The World Bank Economic Review* 25:2, 296-322. [[Crossref](#)]
534. Daniel Aaronson, Bhashkar Mazumder. 2011. The Impact of Rosenwald Schools on Black Achievement. *SSRN Electronic Journal* . [[Crossref](#)]
535. Nan Li, James Kai-sing Kung. 2011. Commercialization as Exogenous Shock: The Welfare Consequences of Soybean Cultivation in Manchurian China, 1895-1934. *SSRN Electronic Journal* . [[Crossref](#)]
536. Francisco Perez-Arce. 2011. Is a Dream Deferred a Dream Denied? College Enrollment and Labor Market Search. *SSRN Electronic Journal* . [[Crossref](#)]
537. Slesh A. Shrestha. 2011. Effect of Educational Returns Abroad on Domestic Schooling: A British Gurkha Army Experiment. *SSRN Electronic Journal* . [[Crossref](#)]
538. Darwin F. Cortes, Juan Miguel Gallego, Dario Maldonado. 2011. On the Design of Education Conditional Cash Transfer Programs and Non Education Outcomes: The Case of Teenage Pregnancy. *SSRN Electronic Journal* . [[Crossref](#)]
539. Suqin Ge. 2011. Estimating the Returns to Schooling: Implications from a Dynamic Discrete Choice Model. *SSRN Electronic Journal* . [[Crossref](#)]

540. Martin Hugo Saavedra. 2011. Early Life Conditions and Adult Outcomes: Evidence from Japanese American Internment. *SSRN Electronic Journal* . [[Crossref](#)]
541. Rajshri Jayaraman, Dora Simroth. 2011. The Impact of School Lunches on Primary School Enrollment: Evidence from India's Midday Meal Scheme. *SSRN Electronic Journal* . [[Crossref](#)]
542. Naria Laura Alzua, Leonardo Gasparini, Francisco Haimovich. 2011. Educational Reform and Labor Market Outcomes: The Case of Argentina's Ley Federal de Educacion. *SSRN Electronic Journal* . [[Crossref](#)]
543. Maria Laura Alzua, Leonardo Gasparini, Francisco Haimovich. 2011. Educational Reform and Labor Market Outcomes: The Case of Argentina's Ley Federal De Educaciin. *SSRN Electronic Journal* . [[Crossref](#)]
544. Darro Maldonado, Catalina Latorre Santos, Darwin F. Cortes, Juan Miguel Gallego, MMnica Orteggn. 2011. On the Design of Education Conditional Cash Transfer Programs and Non-Education Outcomes: The Case of Teenage Pregnancy. *SSRN Electronic Journal* . [[Crossref](#)]
545. Claudia Rangel, Christy Lleras. 2010. Educational inequality in Colombia: family background, school quality and student achievement in Cartagena. *International Studies in Sociology of Education* **20**:4, 291-317. [[Crossref](#)]
546. Breno Sampaio. 2010. On the identification of the effect of prohibiting hand-held cell phone use while driving: Comment. *Transportation Research Part A: Policy and Practice* **44**:9, 766-770. [[Crossref](#)]
547. T. P. Schultz. 2010. Health Human Capital and Economic Development. *Journal of African Economies* **19**:Supplement 3, iii12-iii80. [[Crossref](#)]
548. Eric V. Edmonds,, Nina Pavcnik,, Petia Topalova. 2010. Trade Adjustment and Human Capital Investments: Evidence from Indian Tariff Reform. *American Economic Journal: Applied Economics* **2**:4, 42-75. [[Abstract](#)] [[View PDF article](#)] [[PDF with links](#)]
549. Yih-chyi Chuang, Wei-wen Lai. 2010. Heterogeneity, comparative advantage, and return to education: The case of Taiwan. *Economics of Education Review* **29**:5, 804-812. [[Crossref](#)]
550. Djavad Salehi-Isfahani, M. Jalal Abbasi-Shavazi, Meimanat Hosseini-Chavoshi. 2010. Family planning and fertility decline in rural Iran: the impact of rural health clinics. *Health Economics* **19**:S1, 159-180. [[Crossref](#)]
551. Mark R. Rosenzweig,. 2010. Microeconomic Approaches to Development: Schooling, Learning, and Growth. *Journal of Economic Perspectives* **24**:3, 81-96. [[Abstract](#)] [[View PDF article](#)] [[PDF with links](#)]
552. Latika Chaudhary. 2010. Taxation and educational development: Evidence from British India. *Explorations in Economic History* **47**:3, 279-293. [[Crossref](#)]
553. Michal Bauer, Julie Chytilová. 2010. The Impact of Education on Subjective Discount Rate in Ugandan Villages. *Economic Development and Cultural Change* **58**:4, 643-669. [[Crossref](#)]
554. VICTOR LAVY. 2010. Effects of Free Choice Among Public Schools. *Review of Economic Studies* **77**:3, 1164-1191. [[Crossref](#)]
555. Grant Miller. 2010. Contraception as Development? New Evidence from Family Planning in Colombia. *The Economic Journal* **120**:545, 709-736. [[Crossref](#)]
556. Bryan Maddox. 2010. Marginal returns: re-thinking mobility and educational benefit in contexts of chronic poverty. *Compare: A Journal of Comparative and International Education* **40**:2, 213-222. [[Crossref](#)]
557. Chou Shin-Yi, Liu Jin-Tan, Grossman Michael, Joyce Ted. 2010. Parental Education and Child Health: Evidence from a Natural Experiment in Taiwan. *American Economic Journal: Applied Economics* **2**:1, 33-61. [[Abstract](#)] [[View PDF article](#)] [[PDF with links](#)]
558. H.A. Patrinos, G. Psacharopoulos. Returns to Education in Developing Countries 305-312. [[Crossref](#)]

559. P. Glewwe, S. Lambert. Education Production Functions: Evidence from Developing Countries 412-422. [[Crossref](#)]
560. C. Belfield, H.M. Levin. Cost–Benefit Analysis and Cost–Effectiveness Analysis 199-203. [[Crossref](#)]
561. T. Paul Schultz. Population and Health Policies\* 4785-4881. [[Crossref](#)]
562. Jere R. Behrman. Investment in Education—Inputs and Incentives\* 4883-4975. [[Crossref](#)]
563. Ruth Uwaifo Oyelere. 2010. Africa's education enigma? The Nigerian story. *Journal of Development Economics* **91**:1, 128-139. [[Crossref](#)]
564. Namsuk Kim. Impact of Extreme Climate Events on Educational Attainment: Evidence from Cross-Section Data and Welfare Projection 185-206. [[Crossref](#)]
565. Manju Puri, Jörg Rocholl, Sascha Steffen. 2010. Global Retail Lending in the Aftermath of the US Financial Crisis: Distinguishing between Supply and Demand Effects. *SSRN Electronic Journal* . [[Crossref](#)]
566. Mehmet Caner, Melinda Sandler Morrill. 2010. Violation of Exogeneity: A Joint Test of Structural Parameters and Correlation. *SSRN Electronic Journal* . [[Crossref](#)]
567. Shinsuke Tanaka. 2010. Access to Health Infrastructure and Child Health Development: Evidence from Post-Apartheid South Africa. *SSRN Electronic Journal* . [[Crossref](#)]
568. Jann Lay. 2010. MDG Achievements, Determinants, and Resource Needs: What has Been Learnt?. *SSRN Electronic Journal* . [[Crossref](#)]
569. Dalisay S. Maligalig, Rhona B. Caoli-Rodriguez, Arturo Martinez, Sining Cuevas. 2010. Education Outcomes in the Philippines. *SSRN Electronic Journal* . [[Crossref](#)]
570. UCW Programme. 2010. Child Labour: Trends, Challenges and Policy Responses - Joining Forces Against Child Labour. *SSRN Electronic Journal* . [[Crossref](#)]
571. Chanyoung Lee, Peter F. Orazem. Lifetime health consequences of child labor in Brazil 99-133. [[Crossref](#)]
572. Yi Lu, Zhigang Tao. 2009. Contract enforcement and family control of business: Evidence from China. *Journal of Comparative Economics* **37**:4, 597-609. [[Crossref](#)]
573. Michael Kremer, Alaka Holla. 2009. Improving Education in the Developing World: What Have We Learned from Randomized Evaluations?. *Annual Review of Economics* **1**:1, 513-542. [[Crossref](#)]
574. Monazza Aslam. 2009. Education Gender Gaps in Pakistan: Is the Labor Market to Blame?. *Economic Development and Cultural Change* **57**:4, 747-784. [[Crossref](#)]
575. MARK R. ROSENZWEIG, JUNSEN ZHANG. 2009. Do Population Control Policies Induce More Human Capital Investment? Twins, Birth Weight and China's "One-Child" Policy. *Review of Economic Studies* **76**:3, 1149-1174. [[Crossref](#)]
576. Alex Mourmouras, Peter Rangazas. 2009. Reconciling Kuznets and Habbakuk in a unified growth theory. *Journal of Economic Growth* **14**:2, 149-181. [[Crossref](#)]
577. Marc Frenette. 2009. Do universities benefit local youth? Evidence from the creation of new universities. *Economics of Education Review* **28**:3, 318-328. [[Crossref](#)]
578. Sharon Maccini,, Dean Yang. 2009. Under the Weather: Health, Schooling, and Economic Consequences of Early-Life Rainfall. *American Economic Review* **99**:3, 1006-1026. [[Abstract](#)] [[View PDF article](#)] [[PDF with links](#)]
579. Risti Permani. 2009. The Role of Education in Economic Growth in East Asia: a survey. *Asian-Pacific Economic Literature* **23**:1, 1-20. [[Crossref](#)]
580. Guido W. Imbens,, Jeffrey M. Wooldridge. 2009. Recent Developments in the Econometrics of Program Evaluation. *Journal of Economic Literature* **47**:1, 5-86. [[Abstract](#)] [[View PDF article](#)] [[PDF with links](#)]



581. Tom Hertz, Mieke Meurs, Sibel Selcuk. 2009. The Decline in Intergenerational Mobility in Post-Socialism: Evidence from the Bulgarian Case. *World Development* 37:3, 739-752. [[Crossref](#)]
582. Samuel Berlinski, Sebastian Galiani, Paul Gertler. 2009. The effect of pre-primary education on primary school performance. *Journal of Public Economics* 93:1-2, 219-234. [[Crossref](#)]
583. E. M. King, J. R. Behrman. 2009. Timing and Duration of Exposure in Evaluations of Social Programs. *The World Bank Research Observer* 24:1, 55-82. [[Crossref](#)]
584. Sandra G. Sosa-Rubí, Omar Galárraga, Jeffrey E. Harris. 2009. Heterogeneous impact of the “Seguro Popular” program on the utilization of obstetrical services in Mexico, 2001–2006: A multinomial probit model with a discrete endogenous variable. *Journal of Health Economics* 28:1, 20-34. [[Crossref](#)]
585. Petra Moser, Alessandra Voena. 2009. Compulsory Licensing: Evidence from the Trading with the Enemy Act. *SSRN Electronic Journal* . [[Crossref](#)]
586. Gabriela Guerrero Serdan. 2009. The Effects of the War in Iraq on Nutrition and Health: An Analysis Using Anthropometric Outcomes of Children. *SSRN Electronic Journal* . [[Crossref](#)]
587. Kazi Iqbal, Meherun Ahmed. 2009. Is There Any Threshold in the Relationship between Mother's Education and Child Health? Evidence from Nigeria. *SSRN Electronic Journal* . [[Crossref](#)]
588. T. Paul Schultz. 2009. Population and Health Policies. *SSRN Electronic Journal* . [[Crossref](#)]
589. Peter Glick. 2009. Household and Provider Behavior in the Health Sector in Africa: What Has Been Learned from Program Evaluations?. *SSRN Electronic Journal* . [[Crossref](#)]
590. Mehmet Caner, Melinda Sandler Morrill. 2009. A New Paradigm: A Joint Test of Structural and Correlation Parameters in Instrumental Variables Regression When Perfect Exogeneity is Violated. *SSRN Electronic Journal* . [[Crossref](#)]
591. M. Shahe Emran, Fenohasina Maret, Stephen C. Smith. 2009. Education and Freedom of Choice: Evidence from Arranged Marriages in Vietnam. *SSRN Electronic Journal* . [[Crossref](#)]
592. Vani K. Borooah, John Mangan. 2008. Education, occupational class, and unemployment in the regions of the United Kingdom. *Education Economics* 16:4, 351-370. [[Crossref](#)]
593. Geeta Gandhi Kingdon, Nicolas Theopold. 2008. Do returns to education matter to schooling participation? Evidence from India. *Education Economics* 16:4, 329-350. [[Crossref](#)]
594. Una Okonkwo Osili, Bridget Terry Long. 2008. Does female schooling reduce fertility? Evidence from Nigeria. *Journal of Development Economics* 87:1, 57-75. [[Crossref](#)]
595. Samuel Berlinski, Sebastian Galiani, Marco Manacorda. 2008. Giving children a better start: Preschool attendance and school-age profiles. *Journal of Public Economics* 92:5-6, 1416-1440. [[Crossref](#)]
596. Peter Fredriksson, Björn Öckert. 2008. Resources and Student Achievement—Evidence from a Swedish Policy Reform\*. *Scandinavian Journal of Economics* 110:2, 277-296. [[Crossref](#)]
597. Massimiliano Bratti, Daniele Checchi, Guido de Blasio. 2008. Does the Expansion of Higher Education Increase the Equality of Educational Opportunities? Evidence from Italy. *Labour* 22:s1, 53-88. [[Crossref](#)]
598. Andrew Leigh, Chris Ryan. 2008. Estimating returns to education using different natural experiment techniques. *Economics of Education Review* 27:2, 149-160. [[Crossref](#)]
599. Ana C. Dammert. 2008. Child labor and schooling response to changes in coca production in rural Peru. *Journal of Development Economics* 86:1, 164-180. [[Crossref](#)]
600. Jere R. Behrman, David Ross, Richard Sabot. 2008. Improving quality versus increasing the quantity of schooling: Estimates of rates of return from rural Pakistan. *Journal of Development Economics* 85:1-2, 94-104. [[Crossref](#)]
601. Donald W.K. Andrews, Vadim Marmar. 2008. Exactly distribution-free inference in instrumental variables regression with possibly weak instruments. *Journal of Econometrics* 142:1, 183-200. [[Crossref](#)]



602. David Card. Returns to Schooling 1-11. [[Crossref](#)]
603. Una Okonkwo Osili. The Impact of Universal Primary Education on Socio-economic Outcomes: A Nigerian Experiment 373-396. [[Crossref](#)]
604. Adebayo B. Aromolaran. Female Schooling and Women's Labour Market Participation in Nigeria 397-428. [[Crossref](#)]
605. Margherita Comola. 2008. Educational Programs in Rural Nepal: Peer Communication and Information Spillovers. *SSRN Electronic Journal* . [[Crossref](#)]
606. Michael A. Clemens. 2008. The Long Walk to School: International Education Goals in Historical Perspective. *SSRN Electronic Journal* . [[Crossref](#)]
607. Lant Pritchett. 2008. Towards a New Consensus for Addressing the Global Challenge of the Lack of Education. *SSRN Electronic Journal* . [[Crossref](#)]
608. David Evans, Arkadipta Ghosh. 2008. Prioritizing Educational Investments in Children in the Developing World. *SSRN Electronic Journal* . [[Crossref](#)]
609. Massimiliano Bratti, Daniele Checchi, Guido de Blasio. 2008. Does the Expansion of Higher Education Increase the Equality of Educational Opportunities? Evidence from Italy. *SSRN Electronic Journal* . [[Crossref](#)]
610. Florencia López Bóo. 2008. How Do Crises Affect Schooling Decisions? Evidence from Changing Labor Market Opportunities and a Policy Experiment. *SSRN Electronic Journal* . [[Crossref](#)]
611. Gabriel Martinez, Nelly Aguilera, Marra Quintana. 2008. CISS 2008 Health Systems and Insurance Report. *SSRN Electronic Journal* . [[Crossref](#)]
612. Peter Glick. 2008. Policy Impacts on Schooling Gender Gaps in Developing Countries: The Evidence and a Framework for Interpretation. *SSRN Electronic Journal* . [[Crossref](#)]
613. Vida Maralani. 2008. The Changing Relationship between Family Size and Educational Attainment Over the Course of Socioeconomic Development: Evidence from Indonesia. *Demography* 45:3, 693-717. [[Crossref](#)]
614. Amy Hsin. 2007. Children's Time Use: Labor Divisions and Schooling in Indonesia. *Journal of Marriage and Family* 69:5, 1297-1306. [[Crossref](#)]
615. Stephen Machin. 2007. The new economics of education: methods, evidence and policy. *Journal of Population Economics* 21:1, 1-19. [[Crossref](#)]
616. Fernanda Estevan, Jean-Marie Baland. 2007. Mortality risks, education and child labor. *Journal of Development Economics* 84:1, 118-137. [[Crossref](#)]
617. Yuyu Chen, Li-An Zhou. 2007. The long-term health and economic consequences of the 1959-1961 famine in China. *Journal of Health Economics* 26:4, 659-681. [[Crossref](#)]
618. Deon Filmer. 2007. If you build it, will they come? School availability and school enrolment in 21 poor countries. *The Journal of Development Studies* 43:5, 901-928. [[Crossref](#)]
619. Samuel Berlinski, Sebastian Galiani. 2007. The effect of a large expansion of pre-primary school facilities on preschool attendance and maternal employment. *Labour Economics* 14:3, 665-680. [[Crossref](#)]
620. Rosangela Maria Pontili, Ana Lúcia Kassouf. 2007. Fatores que afetam a frequência e o atraso escolar, nos meios urbano e rural, de São Paulo e Pernambuco. *Revista de Economia e Sociologia Rural* 45:1, 27-47. [[Crossref](#)]
621. Sally Grantham-McGregor, Yin Bun Cheung, Santiago Cueto, Paul Glewwe, Linda Richter, Barbara Strupp. 2007. Developmental potential in the first 5 years for children in developing countries. *The Lancet* 369:9555, 60-70. [[Crossref](#)]

622. Abhijit Banerjee, Lakshmi Iyer, Rohini Somanathan. Chapter 49 Public Action for Public Goods 3117-3154. [[Crossref](#)]
623. T. Paul Schultz. Chapter 52 Population Policies, Fertility, Women's Human Capital, and Child Quality 3249-3303. [[Crossref](#)]
624. Germano Mwabu. Chapter 53 Health Economics for Low-Income Countries 3305-3374. [[Crossref](#)]
625. John Strauss, Duncan Thomas. Chapter 54 Health over the Life Course 3375-3474. [[Crossref](#)]
626. Peter F. Orazem, Elizabeth M. King. Chapter 55 Schooling in Developing Countries: The Roles of Supply, Demand and Government Policy 3475-3559. [[Crossref](#)]
627. Martin Ravallion. Chapter 59 Evaluating Anti-Poverty Programs 3787-3846. [[Crossref](#)]
628. Petra E. Todd. Chapter 60 Evaluating Social Programs with Endogenous Program Placement and Selection of the Treated 3847-3894. [[Crossref](#)]
629. Wallace E. Huffman, Peter F. Orazem. Chapter 43 Agriculture and Human Capital in Economic Growth: Farmers, Schooling and Nutrition 2281-2341. [[Crossref](#)]
630. DAVID I. LEVINE, JON R. JELLEMA. 2007. Growth, Industrialization, and the Intergenerational Correlation of Advantage. *Industrial Relations* 46:1, 130-170. [[Crossref](#)]
631. Giorgio Gobbi, Roberta Zizza. 2007. Does the Underground Economy Hold Back Financial Deepening? Evidence from the Italian Credit Market. *SSRN Electronic Journal* . [[Crossref](#)]
632. Michal Bauer, Julie Chytilová. 2007. Does Education Matter in Patience Formation? Evidence from Ugandan Villages. *SSRN Electronic Journal* . [[Crossref](#)]
633. Eric V. Edmonds, Nina Pavcnik, Petia Topalova. 2007. Trade Adjustment and Human Capital Investment: Evidence From Indian Tariff Reform. *IMF Working Papers* 07:94, 1. [[Crossref](#)]
634. Alex Mourmouras, Peter Rangazas. 2007. Wage Gaps and Development: Lessons From U.S. History. *IMF Working Papers* 07:105, 1. [[Crossref](#)]
635. Daniel Suryadarma, Asep Suryahadi, Sudarno Sumarto, F. Halsey Rogers. 2006. Improving Student Performance in Public Primary Schools in Developing Countries: Evidence from Indonesia. *Education Economics* 14:4, 401-429. [[Crossref](#)]
636. Nobuhiko FUWA, Seiro ITO, Kensuke KUBO, Takashi KUROSAKI, Yasuyuki SAWADA. 2006. INTRODUCTION TO A STUDY OF INTRAHOUSEHOLD RESOURCE ALLOCATION AND GENDER DISCRIMINATION IN RURAL ANDHRA PRADESH, INDIA. *The Developing Economies* 44:4, 375-397. [[Crossref](#)]
637. Seiro ITO. 2006. RAISING EDUCATIONAL ATTAINMENT OF THE POOR: POLICIES AND ISSUES. *The Developing Economies* 44:4, 500-531. [[Crossref](#)]
638. Adebayo B. Aromolaran. 2006. Estimates of Mincerian Returns to Schooling in Nigeria. *Oxford Development Studies* 34:2, 265-292. [[Crossref](#)]
639. Chris Sakellariou. 2006. Education policy reform, local average treatment effect and returns to schooling from instrumental variables in the Philippines. *Applied Economics* 38:4, 473-481. [[Crossref](#)]
640. Susan Athey, Guido W. Imbens. 2006. Identification and Inference in Nonlinear Difference-in-Differences Models. *Econometrica* 74:2, 431-497. [[Crossref](#)]
641. Michael Grossman. Chapter 10 Education and Nonmarket Outcomes 577-633. [[Crossref](#)]
642. Paul Glewwe, Michael Kremer. Chapter 16 Schools, Teachers, and Education Outcomes in Developing Countries 945-1017. [[Crossref](#)]
643. Edward Miguel, Paul Gertler, David I. Levine. 2006. Does Industrialization Build or Destroy Social Networks?. *Economic Development and Cultural Change* 54:2, 287-317. [[Crossref](#)]

644. Jere R. Behrman. 2006. Methodological Note: Using Micro Data to Understand Better the Intergenerational Transmission of Poverty in Low Income Developing Countries. *SSRN Electronic Journal* . [[Crossref](#)]
645. Daniel Berkowitz, Mehmet Caner, Ying Fang. 2006. Are 'Nearly Exogenous' Instruments Reliable?. *SSRN Electronic Journal* . [[Crossref](#)]
646. Mihails Hazans, Ija Trapeznikova. 2006. Access to Secondary Education in Albania: Incentives, Obstacles, and Policy Spillovers. *SSRN Electronic Journal* . [[Crossref](#)]
647. Caren Grown. 2006. Quick Impact Initiatives for Gender Equality: A Menu of Options. *SSRN Electronic Journal* . [[Crossref](#)]
648. Abhijit V. Banerjee, Lakshmi Iyer, Rohini Somanathan. 2006. Public Action for Public Goods. *SSRN Electronic Journal* . [[Crossref](#)]
649. Aimee Chin. 2005. Can redistributing teachers across schools raise educational attainment? Evidence from Operation Blackboard in India. *Journal of Development Economics* **78**:2, 384-405. [[Crossref](#)]
650. Harry Patrinos, Chris Sakellariou. 2005. Schooling and Labor Market Impacts of a Natural Policy Experiment. *Labour* **19**:4, 705-719. [[Crossref](#)]
651. Edward Miguel, Paul Gertler, David I. Levine. 2005. Does Social Capital Promote Industrialization? Evidence from a Rapid Industrializer. *Review of Economics and Statistics* **87**:4, 754-762. [[Crossref](#)]
652. Gustavo Angeles, David K. Guilkey, Thomas A. Mroz. 2005. The Effects of Education and Family Planning Programs on Fertility in Indonesia. *Economic Development and Cultural Change* **54**:1, 165-201. [[Crossref](#)]
653. Holger Seebens and Peter Wobst. 2005. The Impact of Increased School Enrollment on Economic Growth in Tanzania. *African Development Review* **17**:2, 274-301. [[Crossref](#)]
654. Alessandro Tarozzi. 2005. The Indian Public Distribution System as provider of food security: Evidence from child nutrition in Andhra Pradesh. *European Economic Review* **49**:5, 1305-1330. [[Crossref](#)]
655. Hon-Kwong Lui, Wing Suen. 2005. The Shrinking Earnings Premium for University Graduates in Hong Kong: The Effect of Quantity or Quality?. *Contemporary Economic Policy* **23**:2, 242-254. [[Crossref](#)]
656. Eric V. Edmonds, Nina Pavcnik. 2005. Child Labor in the Global Economy. *Journal of Economic Perspectives* **19**:1, 199-220. [[Abstract](#)] [[View PDF article](#)] [[PDF with links](#)]
657. Francesco Caselli. Chapter 9 Accounting for Cross-Country Income Differences 679-741. [[Crossref](#)]
658. Esther Duflo. 2005. Évaluer l'impact des programmes d'aide au développement : le rôle des évaluations par assignation aléatoire. *Revue d'économie du développement* **13**:2, 185. [[Crossref](#)]
659. George Psacharopoulos, Harry Anthony Patrinos \*. 2004. Returns to investment in education: a further update. *Education Economics* **12**:2, 111-134. [[Crossref](#)]
660. Esther Duflo. 2004. The medium run effects of educational expansion: evidence from a large school construction program in Indonesia. *Journal of Development Economics* **74**:1, 163-197. [[Crossref](#)]
661. Michael A. Clemens. 2004. The Long Walk to School: International Education Goals in Historical Perspective. *SSRN Electronic Journal* . [[Crossref](#)]
662. Guillermo José Yáñez. 2004. The Economic Foundations of Education: Theory and Applications to Teaching. *SSRN Electronic Journal* . [[Crossref](#)]
663. Orazio Attanasio, Chiara Binelli. 2004. Inégalités, croissance et politiques redistributives. *Afrique contemporaine* **211**:3, 107. [[Crossref](#)]
664. Sihar Sitorus, Pawan S. Budhwar. 2003. Indonesia. *Thunderbird International Business Review* **45**:5, 587-609. [[Crossref](#)]

665. Thomas Hertz. 2003. Upward Bias in the Estimated Returns to Education: Evidence from South Africa. *American Economic Review* 93:4, 1354-1368. [[Citation](#)] [[View PDF article](#)] [[PDF with links](#)]
666. Timothy Besley, Robin Burgess. 2003. Halving Global Poverty. *Journal of Economic Perspectives* 17:3, 3-22. [[Abstract](#)] [[View PDF article](#)] [[PDF with links](#)]
667. William Easterly. 2003. Can Foreign Aid Buy Growth?. *Journal of Economic Perspectives* 17:3, 23-48. [[Abstract](#)] [[View PDF article](#)] [[PDF with links](#)]
668. T.Paul Schultz. 2003. Human capital, schooling and health. *Economics & Human Biology* 1:2, 207-221. [[Crossref](#)]
669. Michael T. Rock. 2003. The Politics of Development Policy and Development Policy Reform in New Order Indonesia. *SSRN Electronic Journal* . [[Crossref](#)]
670. Koji Miyamoto. 2003. Human Capital Formation and Foreign Direct Investment in Developing Countries. *SSRN Electronic Journal* . [[Crossref](#)]
671. Paul Glewwe. 2002. Schools and Skills in Developing Countries: Education Policies and Socioeconomic Outcomes. *Journal of Economic Literature* 40:2, 436-482. [[Abstract](#)] [[View PDF article](#)] [[PDF with links](#)]
672. Sebastian Galiani, Ernesto Scharfrodsky. 2002. Evaluating the Impact of School Decentralization on Education Quality. *SSRN Electronic Journal* . [[Crossref](#)]
673. Susan Athey, Guido W. Imbens. 2002. Identification and Inference in Nonlinear Difference-In-Differences Models. *SSRN Electronic Journal* . [[Crossref](#)]
674. Erica Field. 2002. Entitled to Work: Urban Property Rights and Labor Supply in Peru. *SSRN Electronic Journal* . [[Crossref](#)]
675. Yuyu Chen, Li-An Zhou. 2002. The Long Term Health and Economic Consequences of 1959-1961 Famine in China. *SSRN Electronic Journal* . [[Crossref](#)]
676. Joshua D. Angrist, Alan B. Krueger. 2001. Instrumental Variables and the Search for Identification: From Supply and Demand to Natural Experiments. *Journal of Economic Perspectives* 15:4, 69-85. [[Abstract](#)] [[View PDF article](#)] [[PDF with links](#)]
677. Esther Duflo. 2001. The Medium Run Effects of Education Expansion: Evidence from a Large School Construction Program in Indonesia. *SSRN Electronic Journal* . [[Crossref](#)]